

## 2026 IDEXX BioAnalytics Online Ordering Guide NORTH AMERICA

+ + + + + + + +





# A guide to ordering using our Client Portal

Expect the highest quality support with innovative solutions for your Animal Health, Preclinical, and Biologic cell-based research.

---

- + **Our submission process**
- + **Creating and managing your account**
- + **Placing your order**

# A guide to ordering using our Client Portal

Our team is here every step of the way to ensure your research continues to move forward.



## Overview

- Advantages to online ordering
- How to get there
- Access for more users
- Login



## Account Settings

- My Dashboard
- Cases and Search
- Reporting & Certificates
- Account Settings
- Data Access



## Animal Health Monitoring Orders

- Service category selection
- Data entry
- Service selection
- Order review
- Billing details



## Aquatics Health Monitoring Orders

- Service category selection
- Data entry
- Service selection
- Order review
- Billing details



## Biologics & Cell Health Orders

- Service category selection
- Data entry
- Service selection
- Order review
- Billing details



## Preclinical Orders

- Service category selection
- Data entry
- Service selection
- Order review
- Billing details



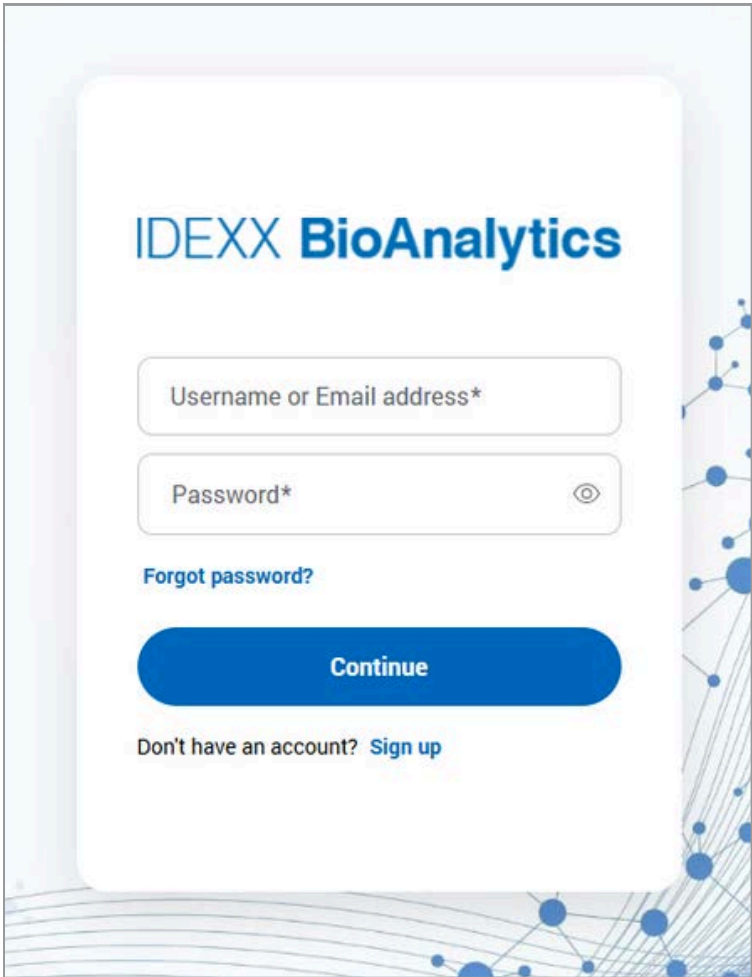
## Anatomic Pathology Orders

- Service category selection
- Data entry
- Service selection
- Order review
- Billing details



## Log in to the Client Portal

- Navigate to the [Client Portal login page](#).
- Existing Portal users can log in with their Email or Username and Password.



## New User Registration

- Navigate to the [Client Portal login page](#).
- Create an account if you are a new client or a current client who has not yet used the Portal.
- Logins should not be shared. Please create an account for each submitter at your institution.
- Complete all required fields with contact and billing information, request online access to other users' current or historical results, and grant other users access to your results.
- Once your account setup is complete you can immediately place your first order with us.

IDEXX BioAnalytics

Welcome

Sign Up to IDEXX BioAnalytics to continue to Client Portal Login.

Email address\*

Username\*

Password\*

Continue

Already have an account? [Log in](#)

# Advantages to online ordering

- Online submissions are faster, more accurate, and increase your visibility and control.
- When you use the Online Submission tool, you can see your Order History and the status of each order such as:
  - Incomplete
  - Submitted
  - In Progress
  - Resulted
  - Voided

IDEXX BioAnalytics

Sign out

IDEXX BioAnalytics Client Portal

View your order history

Conveniently view a summary of your order history, gathering valuable insights into your account activity.  
Need to change an order? Please submit a [Change Request](#) form.

Currently viewing order history for: IDEXX BioAnalytics - ALL

Show From: Last 90 Days

Filter By Status: All

☐ Only Show Named Submissions

Place an Order

		Submission Name	Status	Confirmation No.	Last Changed	Service Count	Sample Count	Shipping Date	Submitter	Case Numbers	Created By	Submission Created Date	
	Clone	...	Submitted	250403-0242-U	04/03/2025	1	1	04/03/2025	BioAnalytics IDEXX		BioAnalytics IDEXX	04/03/2025	
Continue	Clone	...	Incomplete		03/20/2025	0	0		BioAnalytics IDEXX		BioAnalytics IDEXX	03/20/2025	Delete
Continue	Clone	...	Incomplete		03/20/2025	1	18	03/20/2025	BioAnalytics IDEXX		BioAnalytics IDEXX	03/20/2025	Delete
Continue	Clone	...	Incomplete		03/19/2025	1	1		BioAnalytics IDEXX		BioAnalytics IDEXX	03/19/2025	Delete
Continue	Clone	...	Incomplete		03/18/2025	0	1		BioAnalytics IDEXX		BioAnalytics IDEXX	03/18/2025	Delete
Continue	Clone	...	Incomplete		03/14/2025	3	1		BioAnalytics IDEXX		BioAnalytics IDEXX	03/14/2025	Delete
Continue	Clone	...	Incomplete		03/07/2025	0	1		BioAnalytics IDEXX		BioAnalytics IDEXX	03/07/2025	Delete
Continue	Clone	...	Incomplete		03/07/2025	0	1		BioAnalytics IDEXX		BioAnalytics IDEXX	03/07/2025	Delete
Continue	Clone	...	Incomplete		03/04/2025	2	1		BioAnalytics IDEXX		BioAnalytics IDEXX	03/04/2025	Delete
Continue	Clone	...	Incomplete		03/04/2025	2	1	03/04/2025	BioAnalytics IDEXX		BioAnalytics IDEXX	03/04/2025	Delete
Continue	Clone	...	Incomplete		03/04/2025	3	2		BioAnalytics IDEXX		BioAnalytics IDEXX	03/04/2025	Delete
Continue	Clone	...	Incomplete		03/04/2025	2	1		BioAnalytics IDEXX		BioAnalytics IDEXX	03/04/2025	Delete

# Online order cloning advantages

- You can clone previous submissions and/or keep a case as a template.
- Cloning creates a new case with the same samples and services as the original.
- Submissions can be named by clicking on the three dots in the name column.
  - This makes finding a template quick and easy.

IDEXX BioAnalytics

IDEXX BioAnalytics Client Portal

View your order history

Conveniently view a summary of your order history, gathering valuable insights into your account activity. Need to change an order? Please submit a [Change Request](#) form.

Currently viewing order history for: IDEXX, BioAnalytics - ALL

Show From: Last 90 Days

Filter By Status: All

☐ Only Show Named Submissions

[Place an Order](#)

		Submission Name	Status	Confirmation No.	Last Changed	Service Count	Sample Count	Shipping Date	Submitter	Case Numbers	Created By	Submission Created Date	
	<a href="#">Clone</a>	<a href="#">...</a>	Submitted	250403-0242-U	04/03/2025	1	1	04/03/2025	BioAnalytics IDEXX		BioAnalytics IDEXX	04/03/2025	
<a href="#">Continue</a>	<a href="#">Clone</a>	<a href="#">...</a>	Incomplete		03/20/2025	0	0		BioAnalytics IDEXX		BioAnalytics IDEXX	03/20/2025	<a href="#">Delete</a>
<a href="#">Continue</a>	<a href="#">Clone</a>	<a href="#">...</a>	Incomplete		03/20/2025	1	18	03/20/2025	BioAnalytics IDEXX		BioAnalytics IDEXX	03/20/2025	<a href="#">Delete</a>
<a href="#">Continue</a>	<a href="#">Clone</a>	<a href="#">...</a>	Incomplete		03/19/2025	1	1		BioAnalytics IDEXX		BioAnalytics IDEXX	03/19/2025	<a href="#">Delete</a>
<a href="#">Continue</a>	<a href="#">Clone</a>	<a href="#">...</a>	Incomplete		03/18/2025	0	1		BioAnalytics IDEXX		BioAnalytics IDEXX	03/18/2025	<a href="#">Delete</a>
<a href="#">Continue</a>	<a href="#">Clone</a>	<a href="#">...</a>	Incomplete		03/14/2025	3	1		BioAnalytics IDEXX		BioAnalytics IDEXX	03/14/2025	<a href="#">Delete</a>
<a href="#">Continue</a>	<a href="#">Clone</a>	<a href="#">...</a>	Incomplete		03/07/2025	0	1		BioAnalytics IDEXX		BioAnalytics IDEXX	03/07/2025	<a href="#">Delete</a>
<a href="#">Continue</a>	<a href="#">Clone</a>	<a href="#">...</a>	Incomplete		03/07/2025	0	1		BioAnalytics IDEXX		BioAnalytics IDEXX	03/07/2025	<a href="#">Delete</a>
<a href="#">Continue</a>	<a href="#">Clone</a>	<a href="#">...</a>	Incomplete		03/04/2025	2	1		BioAnalytics IDEXX		BioAnalytics IDEXX	03/04/2025	<a href="#">Delete</a>
<a href="#">Continue</a>	<a href="#">Clone</a>	<a href="#">...</a>	Incomplete		03/04/2025	2	1	03/04/2025	BioAnalytics IDEXX		BioAnalytics IDEXX	03/04/2025	<a href="#">Delete</a>
<a href="#">Continue</a>	<a href="#">Clone</a>	<a href="#">...</a>	Incomplete		03/04/2025	3	2		BioAnalytics IDEXX		BioAnalytics IDEXX	03/04/2025	<a href="#">Delete</a>
<a href="#">Continue</a>	<a href="#">Clone</a>	<a href="#">...</a>	Incomplete		03/04/2025	2	1		BioAnalytics IDEXX		BioAnalytics IDEXX	03/04/2025	<a href="#">Delete</a>

1

2

# Managing your account

- Navigate to Account Settings from the left-hand menu to edit your:
  - Contact information
  - Reporting preferences
  - Billing information
  - Data access

IDEXX BioAnalytics

IDEXX BioAnalytics Sign out

IDEXX BioAnalytics Client Portal

My Dashboard

Place an Order

Order History

Cases and Search

Reports & Certificates

Client Support Center

Account Settings

Resources and Support

Logout

USERID:  
IBAMARKETING

Manage your account profile, reporting, and billing settings

These fields are provided for editing purposes only (e.g. spelling errors, address changes). This account cannot be changed to a new individual or company.

My profile

Reporting

Billing

Data Access

First name

IDEXX

Last name

BioAnalytics

Email address

ibaproductmarketingandcom

Phone number

+18006690825

Phone number 2

Fax number

Institution name

IDEXX BioAnalytics

Titles/Degrees

Address line #1

4011 Discovery Drive

Address line #2

City

Columbia

State/Province

MO

Postal code

65201

Country

United States

Save Changes

Contact Us

Terms of Use

Privacy Policy

©2025 IDEXX Laboratories, Inc. All rights reserved



# Data Access

- Navigate to Account Settings from the left-hand menu to edit your data access:
  - Add recipients to receive results
  - Request access to another user’s results
  - Give another user access to your results

IDEXX BioAnalytics

IDEXX BioAnalytics IDEXX BioAnalytics Sign out

IDEXX BioAnalytics Client Portal

My Dashboard

Place an Order

Order History

Cases and Search

Reports & Certificates

Client Support Center

Account Settings

Resources and Support

Logout

USERID:  
IBAMARKETING

Manage your account profile, reporting, and billing settings

These fields are provided for editing purposes only (e.g. spelling errors, address changes). This account cannot be changed to a new individual or company.

My profile

Reporting

Billing

Data Access

Your data integrity is our highest priority. Once the below request is submitted, our team will review and work to provide the necessary access to users.

☐ I would like to add additional email recipients to receive results

☐ I need access to another user’s current or historical results via the Client Portal

☐ I need to give another user access to my results via the Client Portal

Save Changes

Contact Us | Terms of Use | Privacy Policy

©2025 IDEXX Laboratories, Inc. All rights reserved


1

## Place an order

- Select Place an Order on your dashboard or from the navigation bar to start a new case submission.

1

IDEXX BioAnalytics

BioAnalytics IDEXX  
IDEXX BioAnalytics  Sign out

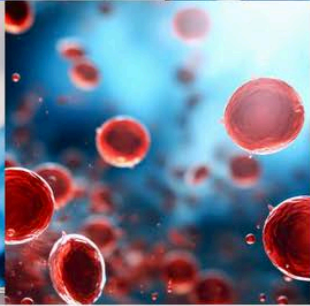



IDEXX BioAnalytics Client Portal

### Welcome BioAnalytics to your IDEXX BioAnalytics Dashboard

Easily submit test requests, such as blood chemistry profiles and hematology tests, securely and efficiently, streamlining the process to reduce administrative burdens. This portal allows you to easily track the status of your submissions, receive electronic reports, and access a comprehensive view of your order history.

1


Place an Order








3


Tool palette


- 


 Add a single row
- 


 Add multiple rows
- 


 Trash can / delete
- 

 Duplicate a row
- 

 Fill down a column
- 

 Sequential number fill
- 


 Undo
- 

 Dictionary
- 

 Full page view

The [i](#) link in the column headers provides additional glossary information.

IDEXX BioAnalytics


BioAnalytics IDEXX  
IDEXX BioAnalytics  Sign out

IDEXX BioAnalytics Client Portal

1) Samples and Services


2) Order/Billing Details


3) Submission Review


Submitter: IDEXX, BioAnalytics 


Samples and Services


Tip: Enter and select at least one sample below that you'd like to apply a service (or a group of services) to. You may select multiple samples if the selected services will apply to multiple samples. After selecting, click the "Add Services" button to choose services for those samples. Repeat as necessary for other samples and service combinations. Submissions are limited to a maximum of 500 samples.







































Import Spreadsheet

Add Services

																			
	<input type="checkbox"/>	Client Sample ID*	Species*	Add ID	Investigator	Building	Area	Room	Rack	Strain	Sex	Approx Date of Birth (DD-MMM-YY)	Date Animal Placed (DD-MMM-YY)	Other 1	Other 2	Other 3	Other 4	Services	
1	<input type="checkbox"/>																		

Cancel and Exit

Save and Exit

Order/Billing Details »

1




4

Option 1: Copy and paste or manually type data

- Enter each animal as one line regardless of number of sample types/tissues per animal. Add any other sample information you need to identify your samples.
- Columns marked with an asterisk are required. Other columns are optional.
- The most used demographic columns are:
  - Client Sample ID\*
  - Species\*
  - Investigator
  - Building
  - Room
  - Rack
  - Strain

IDEXX BioAnalytics


BioAnalytics IDEXX  
IDEXX BioAnalytics  Sign out

IDEXX BioAnalytics Client Portal

1) Samples and Services










2) Order/Billing Details

3) Submission Review

Submitter: IDEXX, BioAnalytics 




















Samples and Services

Tip: Enter and select at least one sample below that you'd like to apply a service (or a group of services) to. You may select multiple samples if the selected services will apply to multiple samples. After selecting, click the "Add Services" button to choose services for those samples. Repeat as necessary for other samples and service combinations. Submissions are limited to a maximum of 500 samples.



Import Spreadsheet

Add Services

																			
	<input type="checkbox"/>	Client Sample ID*	Species*	Addl ID	Investigator	Building	Area	Room	Rack	Strain	Sex	Approx Date of Birth (DD-MMM-YY)	Date Animal Placed (DD-MMM-YY)	Other 1	Other 2	Other 3	Other 4	Services	
1	<input type="checkbox"/>																		

1

Cancel and Exit

Save and Exit

Order/Billing Details »

## Option 2: Import spreadsheet data

- A blank spreadsheet template is available in the pop-out window once you click Import Spreadsheet.
- Customize Other column headers.
- Upload data for a quick and easy submission.

The screenshot shows the IDEXX BioAnalytics Client Portal interface. At the top, the header includes the IDEXX BioAnalytics logo and navigation links. The main section is titled 'Samples and Services'. A modal window titled 'Import Spreadsheet' is open, providing instructions for uploading a spreadsheet template. The modal includes a 'Choose File' button, a 'Download Spreadsheet Template' link, and fields for specifying column headers. A table with sample columns is visible in the background.

**Import Spreadsheet**

Note: Only import from the provided spreadsheet template on this page, do not use custom spreadsheet formats. Submissions are limited to a maximum of 500 samples.

[Download Spreadsheet Template](#)

**Choose File** No file chosen

In the fields below you may tell us what you would like the column headers on your report to be called.

Other Column 1  
Other Column 2  
Other Column 3  
Other Column 4

**Import** **Cancel**

**Table Columns:**

Approximate Date of Birth (DD-MMM-YY)	Date Animal Placed (DD-MMM-YY)	Other 1	Other 2	Other 3	Other 4	Services

6

# Error checking and Dictionary

- As you enter sample information, you might notice our embedded error checking.
- This feature prompts you with dropdown options and highlights new entries not found in the Dictionary.
- To remove the highlights and add a new entry to the Dictionary, select the cell(s) or column(s) and click the Dictionary icon. Confirm by clicking Add to Dictionary.

1) Samples and Services


2) Order/Billing Details

3) Submission Review

Submitter: IDEXX, BioAnalytics

## Samples and Services

**Tip:** Enter and select at least one sample below that you'd like to apply a service (or a group of samples). After selecting, click the "Add Services" button to choose services for those samples to a maximum of 500 samples.

**Cells highlighted in yellow** mean that you chose an option not currently in your user dictionary. Please select those cells and click the "Add to User Dictionary" button (the  icon) or change your selected values. Tip: You can add multiple items at once to your dictionary by selecting multiple cells or even entire columns.

	<input type="checkbox"/>	Group ID	Animal ID*	Species*	Approx Date of Birth (DD-MMM-YY)	Collection Date (DD-MMM-YY)*	Breed	Strain	Sex	Timepoint	Source	Other 1	Other 2	Other 3	Other 4	Services
1	<input checked="" type="checkbox"/>	Baseline	A1	mouse		31-Dec-24						TP1				
2	<input checked="" type="checkbox"/>	Baseline	A2	mouse		31-Dec-24						TP1				
3	<input checked="" type="checkbox"/>	Baseline	A3	mouse		31-Dec-24						TP1				
4	<input checked="" type="checkbox"/>	Treatment	B1	mouse		31-Dec-24						TP1				
5	<input checked="" type="checkbox"/>	Treatment	B2	mouse		31-Dec-24						TP1				
6	<input checked="" type="checkbox"/>	Unknown	B3	mouse								ABC				

**Confirm**

You are about to add the following values to your dictionary. If you see a value you don't wish to add, please close this confirmation and make the necessary changes.

Other 1: ABC

**Add to Dictionary**

Cancel and Exit

Save and Exit

Order/Billing Details »

## Add services

- Select samples to which services will be added. To select all, click in the checkbox at the top of the column.
- Check the box next to a sample to select it and click Add Services.

1) Samples and Services   2) Order/Billing Details   3) Submission Review

Submitter: IDEXX, BioAnalytics

## Samples and Services

**Tip:** Enter and select at least one sample below that you'd like to apply a service (or a group of services) to. You may select multiple samples if the selected services will apply to multiple samples. After selecting, click the "Add Services" button to choose services for those samples. Repeat as necessary for other samples and service combinations. Submissions are limited to a maximum of 500 samples.

	<input type="checkbox"/>	Client Sample	Species*	Addl ID	Investigator	Building	Area	Room	Rack	Strain	Sex	Approx Date of Birth (DD-MMM-YY)	Date Animal Placed (DD-MMM-YY)	Other 1	Other 2	Other 3	Other 4	Services
1	<input checked="" type="checkbox"/>	1	mouse															
2	<input checked="" type="checkbox"/>	2	mouse															
3	<input checked="" type="checkbox"/>	3	mouse															

1

2

Cancel and Exit

Save and Exit

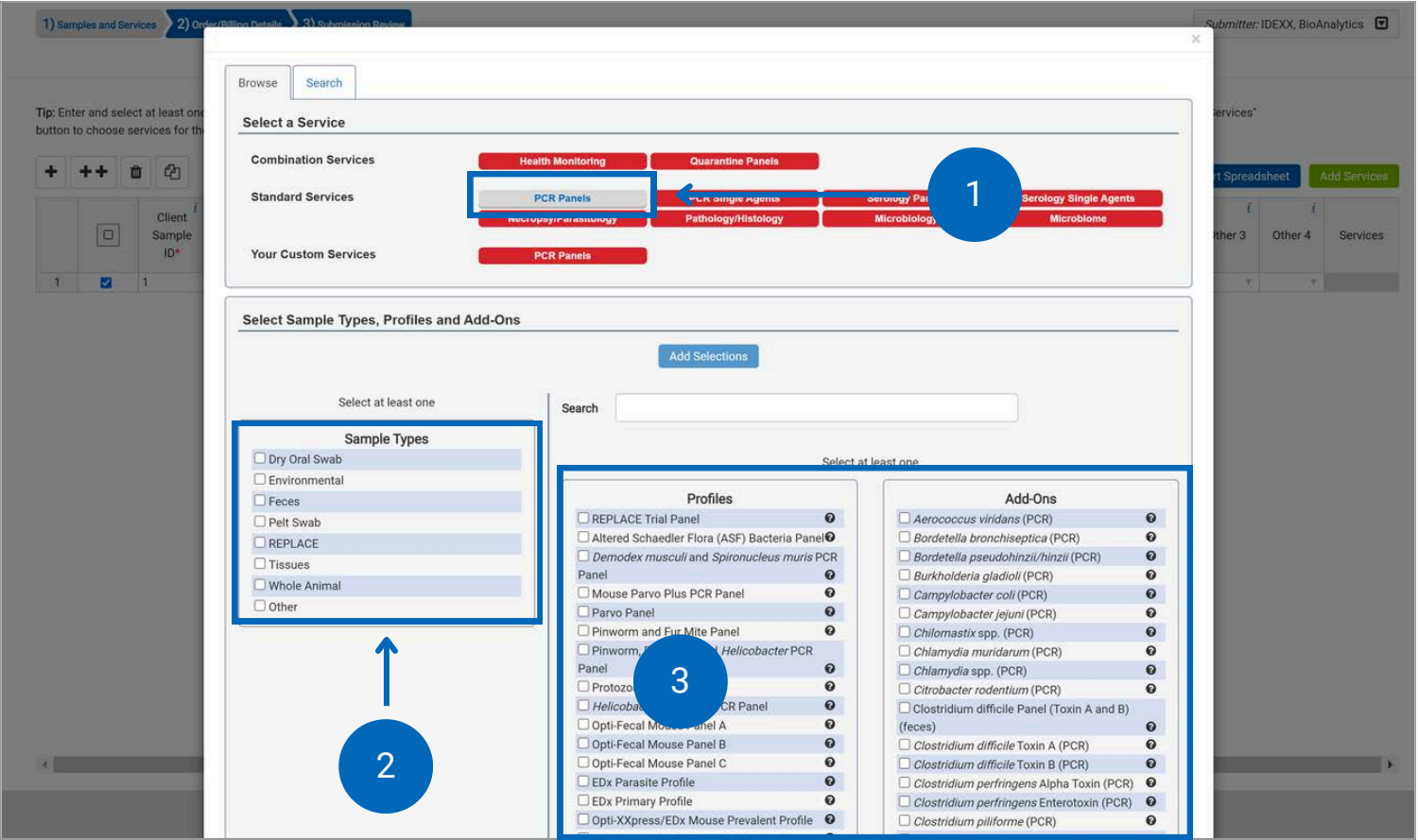
Order/Billing Details »



7b

# Select services

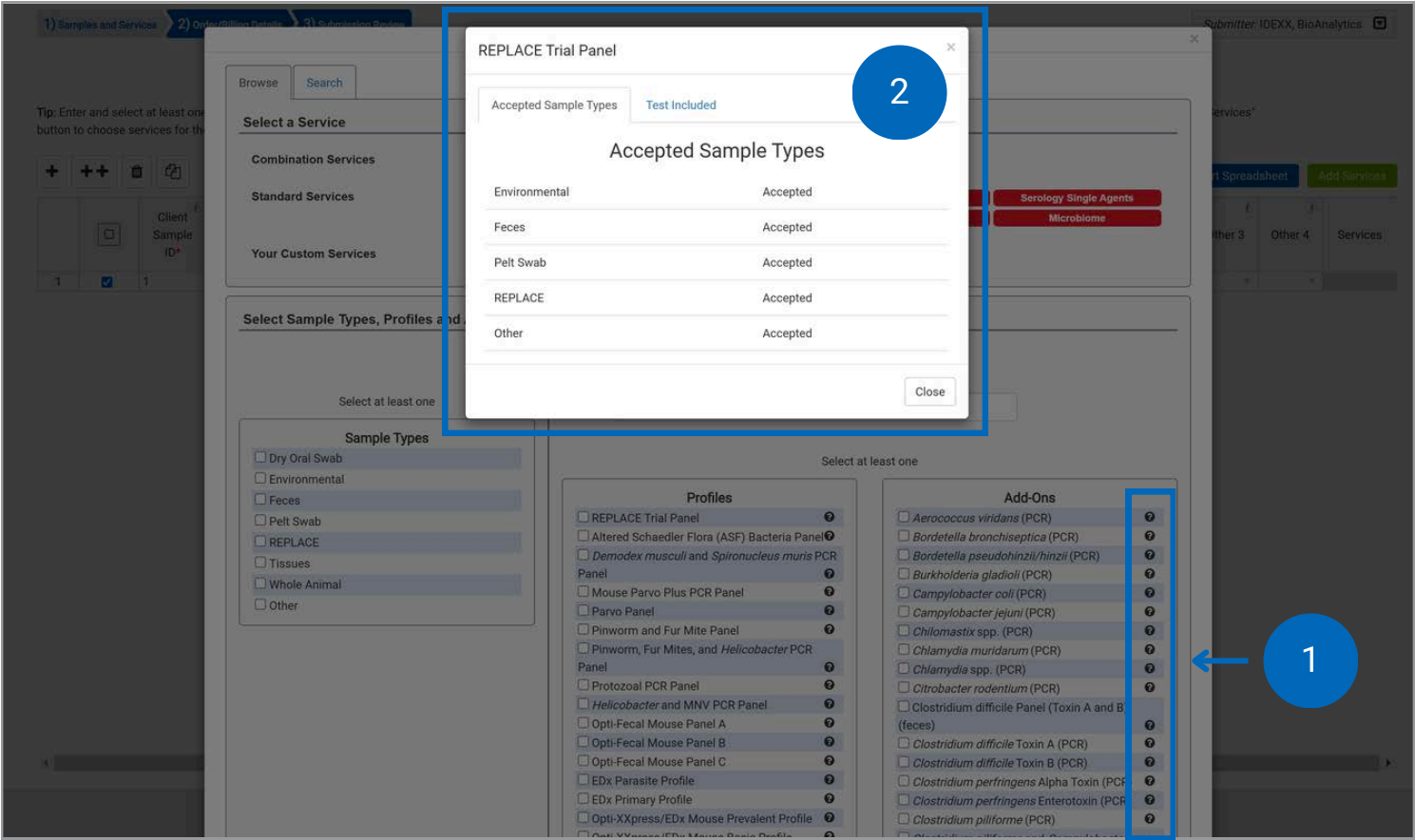
- Browse through our offering and choose a Service tile.
- To add a service:
  - Select the sample type
  - Select your Profile(s) or Service
  - Select your Add-on(s)
  - Click Add Selection
- You can continue to add services or close the window to return to the sample grid and select new samples/move on.



7c

# Service selection

- Click on the button beside a service to learn more including accepted sample type and the tests or assays included.
- This will show you sample type information and services included.



7d

Review services

- You can review and edit your services from the sample grid.
- Click on the service category name in the right-hand column for more detailed information.
- Click the badge above the sample grid next to Added Services (View/Edit/Delete) to see all of the services for that category and remove it from all the samples the service is assigned to.
- Once all your samples are added and assigned the services needed, continue to Order/Billing Details.

1) Samples and Services2) Order/Billing Details3) Submission Review

Submitter: IDEXX, BioAnalytics

### Samples and Services

Tip: Enter and select at least one sample below that you'd like to apply a service (or a group of services) to. You may select multiple samples if the selected services will apply to multiple samples. After selecting, click the "Add Services" button to choose services for those samples. Repeat as necessary for other samples. The combinations. Submissions are limited to a maximum of 500 samples.

Added Services (View/Edit/Delete) **Health Monitoring**

+

++

✖

📄

⬆

⬇

↺

📄

📄

	<input checked="" type="checkbox"/>	Client Sample ID*	Species*	Addl ID	Notes	Date	Other 1	Other 2	Other 3	Other 4	Services
1	<input type="checkbox"/>	1	mouse								
2	<input type="checkbox"/>	2	mouse								
3	<input type="checkbox"/>	3	mouse								

Health Monitoring Profiles for Submission

Profile	Sample Type	Affected Specimen Count	
Advantage Comprehensive Plus (Oral Swab agents)	Dry Oral Swab	3	Delete

Health Monitoring

Health Monitoring

Health Monitoring

Import Spreadsheet

Add Services

Cancel and Exit

Save and Exit

Order/Billing Details »

8

# Add Order/Billing Details

- Please fill all required fields marked with an asterisk.
- Please ensure your Bill-to address is included and is correct.
- Enter submission details including study ID, purchase order numbers (POs), special instructions, quote number, etc.
- Continue by clicking the Submission Review button.

1) Samples and Services2) Order/Billing Details3) Submission Review

Submitter: IDEXX, BioAnalytics

Order/Billing Details

Order Details

Payment Info

Payment Type\*

Enter PO Number

Purchase Order\*

Quote Number<sup>i</sup>

Study Director<sup>i</sup>

Send Invoice/Charges To<sup>i</sup>

IDEXX Intercompany Billing

4011 Discovery Drive

Columbia, MO 65201

US

Edit Billing Info

Shipping Info

Ship Date\*<sup>i</sup>

17-Dec-24

Ship to Lab\*<sup>i</sup>

West Sacramento, California

Carrier Type<sup>i</sup>

Case Info

Study ID<sup>i</sup>

Submission Name<sup>i</sup>

Separate case for each animal (i.e., patient records)? If No is selected, all results will display on the same report.\*<sup>i</sup>

Yes

No

Dilute short samples?\*<sup>i</sup>

Yes

No

Are you aware of any potential human health hazards, including radioactivity, associated with these samples?<sup>i</sup>

Yes

No

Special Test Instructions<sup>i</sup>

« Samples and Services

Cancel and Exit

Save and Exit

Submission Review »

1



9

# Submission review

- This screen provides a final overview of your submission.
- If everything is correct, click Submit to complete your order.
- If anything needs to be adjusted, you can edit by clicking Order/Billing Details.
- If you want to continue later, click Save and Exit.
  - You can resume this case from the Order History menu.

1) Samples and Services2) Order/Billing Details3) Submission Review

Submitter: IDEXX, BioAnalytics

Submission Review

Please review the following information before confirming your order. If anything is incorrect, please go back to a previous step and fix before submitting.

Submit

IDEXX BioAnalytics

IDEXX

Case Submission Packing Slip

Send Report To:  
IDEXX, BioAnalytics  
ME 04092 United States  
BioAnalyticalIDEXX@idexx.com.invalid

Bill To:  
IDEXX Intercompany Billing  
4011 Discovery Drive  
Columbia, MO 65201 US

Shipping Date: 12/17/2024  
Ship to Lab: West Sacramento, California  
Species: mouse  
Facility: ALL  
Services Requested: Comprehensive Chemistry 6006,C Reactive Protein- Mouse  
Comments:  
Special Test Instructions:

Purchase Order: 123456  
Quote Number:  
Total # of Animal IDs: 6  
Separate Cases: No  
Infectious Agent / Health Hazards:  
Dilute Short Samples: No  
Additional Sample Information:

	Group ID		Species	Collection Date	Other 1	Sample	Services
1	Baseline	A1	mouse	31-Dec-24	TP1	Fluid	Chemistry: Comprehensive Chemistry 6006   C Reactive Protein- Mouse
2	Baseline	A2	mouse	31-Dec-24	TP1	Fluid	Chemistry: C Reactive Protein- Mouse   Comprehensive Chemistry 6006
3	Baseline	A3	mouse	31-Dec-24	TP1	Fluid	Chemistry: Comprehensive Chemistry 6006   C Reactive Protein- Mouse
4	Treatment	B1	mouse	31-Dec-24	TP1	Fluid	Chemistry: C Reactive Protein- Mouse   Comprehensive
5	Treatment						Chemistry: Comprehensive Chemistry 6006   C Reactive Protein-

« Order/Billing Details

Cancel and Exit

Save and Exit

Submit

10

# Order Confirmation

- Once you click Submit you will receive an Order Confirmation Number.
- Please view and print your case submission packing slip. Include a copy of the packing slip inside the box with your samples.
- For any changes after you have received an order confirmation, please contact us at [idxxbioanalytics@idexx.com](mailto:idxxbioanalytics@idexx.com) to modify your submission.

1) Samples and Services2) Order/Billing Details3) Submission Review

Submitter: IDEXX, BioAnalytics

Submission Review

Order Confirmation Number: 241217-1229-G

Your order has been submitted! Please use the "View" button to print out your order summary and include it with your shipment. This PDF has also been emailed to you (please allow up to 15 minutes for delivery). Please follow the shipping and sample instructions available [here](#).

View

(Using the "View" button will open a pdf in a new window that you can use to print or save.)

IDEXX BioAnalytics

IDEXX

3

Case Submission Packing Slip

Order Confirmation Number: 241217-1229-G

Send Report To:  
IDEXX, BioAnalytics  
ME 04092 United States  
BioAnalyticslDEXX@idexx.com.invalid

Bill To:  
IDEXX Intercompany Billing  
4011 Discovery Drive  
Columbia, MO 65201 US

Shipping Date: 12/17/2024  
Ship to Lab: West Sacramento, California  
Species: mouse  
Facility: ALL  
Services Requested: Comprehensive Chemistry 6006,C Reactive Protein- Mouse  
Comments:  
Special Test Instructions:

Purchase Order: 123456  
Quote Number:  
Total # of Animal IDs: 6  
Separate Cases: No  
Infectious Agent / Health Hazards:  
Dilute Short Samples: No  
Additional Sample Information:

	Group ID	Animal ID	Species	Collection Date	Other 1	Sample Types and Services
1	Baseline	A1	mouse	31-Dec-24	TP1	Fluid Chemistry: Comprehensive Chemistry 6006   C Reactive Protein-Mouse

11

## Using templates and clones

- Click Order History in the navigation bar.
- Determine which submission template you want to clone.
- Click Clone button to create a new submission with pre-populated sample and service data from the original template.

*Hint: Templates can be created to provide a simple 3-Click method to set up submissions that occur repeatedly, whether weekly, monthly, quarterly, etc. Templates can be named based on user's preference.*

IDEXX BioAnalytics

IDEXX BioAnalytics Client Portal

View your order history

Conveniently view a summary of your order history, gathering valuable insights into your account activity. Need to change an order? Please submit a [Change Request](#) form.

Currently viewing order history for: IDEXX, BioAnalytics - ALL

Show From: Last 90 Days Filter By Status: All Only Show Named Submissions

Place an Order

		Submission Name	Status	Confirmation No.	Last Changed	Service Count	Sample Count	Shipping Date	Submitter	Case Numbers	Created By	Submission Created Date	
	Clone	...	Submitted	250403-0242-U	04/03/2025	1	1	04/03/2025	BioAnalytics IDEXX		BioAnalytics IDEXX	04/03/2025	
Continue	Clone	...	Incomplete		03/20/2025	0	0		BioAnalytics IDEXX		BioAnalytics IDEXX	03/20/2025	Delete
Continue	Clone	...	Incomplete		03/20/2025	1	18	03/20/2025	BioAnalytics IDEXX		BioAnalytics IDEXX	03/20/2025	Delete
Continue	Clone	...	Incomplete		03/19/2025	1	1		BioAnalytics IDEXX		BioAnalytics IDEXX	03/19/2025	Delete
Continue	Clone	...	Incomplete		03/18/2025	0	1		BioAnalytics IDEXX		BioAnalytics IDEXX	03/18/2025	Delete
Continue	Clone	...	Incomplete		03/14/2025	3	1		BioAnalytics IDEXX		BioAnalytics IDEXX	03/14/2025	Delete
Continue	Clone	...	Incomplete		03/07/2025	0	1		BioAnalytics IDEXX		BioAnalytics IDEXX	03/07/2025	Delete
Continue	Clone	...	Incomplete		03/07/2025	0	1		BioAnalytics IDEXX		BioAnalytics IDEXX	03/07/2025	Delete
Continue	Clone	...	Incomplete		03/04/2025	2	1		BioAnalytics IDEXX		BioAnalytics IDEXX	03/04/2025	Delete
Continue	Clone	...	Incomplete		03/04/2025	2	1	03/04/2025	BioAnalytics IDEXX		BioAnalytics IDEXX	03/04/2025	Delete
Continue	Clone	...	Incomplete		03/04/2025	3	2		BioAnalytics IDEXX		BioAnalytics IDEXX	03/04/2025	Delete
Continue	Clone	...	Incomplete		03/04/2025	2	1		BioAnalytics IDEXX		BioAnalytics IDEXX	03/04/2025	Delete


1

# Place an order

- Select Place an Order on your dashboard or from the navigation bar to start a new case submission.

1 →

IDEXX BioAnalytics

BioAnalytics IDEXX  
IDEXX BioAnalytics  Sign out

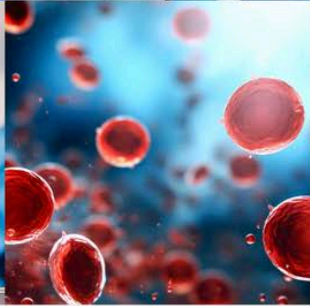



IDEXX BioAnalytics Client Portal

## Welcome BioAnalytics to your IDEXX BioAnalytics Dashboard

Easily submit test requests, such as blood chemistry profiles and hematology tests, securely and efficiently, streamlining the process to reduce administrative burdens. This portal allows you to easily track the status of your submissions, receive electronic reports, and access a comprehensive view of your order history.

1

Place an Order





2

# Service type selection

Select a submission type to begin:

- **Aquatic Diagnostics**
  - Diagnostics and screening services
  - Zebrafish, Axolotl, Xenopus, and other aquatic species testing


IDEXX BioAnalytics

IDEXX BioAnalytics Client Portal

Let's start your order

Please select the testing option that meets your research needs.


Your order is being placed with this account: IDEXX, BioAnalytics



Health Monitoring

Environmental and sentinel pathogen surveillance for routine monitoring, disease detection and quarantine.


Get started >



Biologics and Cell Health

Authentication, characterization, and contamination detection for cell lines, xenograft tumors, and pluripotent stem cells.


Get started >



Preclinical Research

In vivo preclinical study support: clinical pathology, anatomic pathology, bioanalysis.

Get started >



Aquatics Diagnostics

Aquatic-specific diagnostics for routine health monitoring and quarantine testing.

Get started >

1

3

Tool palette

- Add a single row
- Add multiple rows
- Trash can / delete
- Duplicate a row
- Fill down a column
- Sequential number fill
- Undo
- Dictionary
- Full page view

The [i](#) link in the column headers provides additional glossary information.

IDEXX BioAnalytics

BioAnalytics IDEXX  
IDEXX BioAnalytics Sign out

IDEXX BioAnalytics Client Portal

1) Samples and Services

2) Order/Billing Details

3) Submission Review

Submitter: IDEXX, BioAnalytics

Samples and Services

Tip: Enter and select at least one sample below that you'd like to apply a service (or a group of services) to. You may select multiple samples if the selected services will apply to multiple samples. After selecting, click the "Add Services" button to choose services for those samples. Repeat as necessary for other samples and service combinations. Submissions are limited to a maximum of 500 samples.

Import Spreadsheet

Add Services

	<input type="checkbox"/>	Client Sample ID*	Species*	Add ID	Investigator	Building	Area	Room	Rack	Strain	Sex	Approx Date of Birth (DD-MMM-YY)	Date Animal Placed (DD-MMM-YY)	Other 1	Other 2	Other 3	Other 4	Services		
1	<input type="checkbox"/>																			

1

Cancel and Exit

Save and Exit

Order/Billing Details »

4

Option 1: Copy and paste or manually type data

- Enter each animal as one line regardless of number of sample types/tissues per animal. Add any other sample information you need to identify your samples.
- Columns marked with an asterisk are required. Other columns are optional.
- The most used demographic columns are:
  - Client Sample ID\*
  - Species\*
  - Investigator
  - Building
  - Room
  - Rack

IDEXX BioAnalytics

BioAnalytics IDEXX  
IDEXX BioAnalytics Sign out

IDEXX BioAnalytics Client Portal

1) Samples and Services

2) Order/Billing Details

3) Submission Review

Submitter: IDEXX, BioAnalytics

Samples and Services

Tip: Enter and select at least one sample below that you'd like to apply a service (or a group of services) to. You may select multiple samples if the selected services will apply to multiple samples. After selecting, click the "Add Services" button to choose services for those samples. Repeat as necessary for other samples and service combinations. Submissions are limited to a maximum of 500 samples.

Import Spreadsheet

Add Services

		Client Sample ID*	Species*	Addl ID	Investigator	Building	Area	Room	Rack	Strain	Sex	Approx Date of Birth (DD-MMM-YY)	Date Animal Placed (DD-MMM-YY)	Other 1	Other 2	Other 3	Other 4	Services	
1																			

1

Cancel and Exit

Save and Exit

Order/Billing Details »

## Option 2: Import spreadsheet data

- A blank spreadsheet template is available in the pop-out window once you click Import Spreadsheet.
- Customize Other column headers.
- Upload data for a quick and easy submission.

op-out

Import Spreadsheet

Note: Only import from the provided spreadsheet template on this page, do not use custom spreadsheet formats. Submissions are limited to a maximum of 500 samples.

Download Spreadsheet Template

Choose File No file chosen

In the fields below you may tell us what you would like the column headers on your report to be called.

Other Column 1  
Other Column 2  
Other Column 3  
Other Column 4

Import Cancel

Import Spreadsheet Add Services

Approximate Date of Birth (DD-MMM-YY)	Date Animal Placed (DD-MMM-YY)	Other 1	Other 2	Other 3	Other 4	Services

Cancel and Exit Save and Exit Order/Billing Details »

# Error checking and Dictionary

- 
- The screenshot shows the 'Samples and Services' interface. At the top, there are navigation tabs: '1) Samples and Services', '2) Order/Billing Details', and '3) Submission Review'. The 'Samples and Services' tab is active. Below the tabs, there is a tip: 'Tip: Enter and select at least one sample below that you'd like to apply a service (or a group of services) click the "Add Services" button to choose services for those samples. Repeat as necessary for other samples.' The main table has columns: Client Sample ID\*, Species\*, Addl ID, Investigator, Building, Area, Room, Rack, Strain, Sex, Approx Date of Birth (DD-MMM-YY), Date Animal Placed (DD-MMM-YY), Other 1, Other 2, Other 3, Other 4, and Services. The 'Other 1' column has a dropdown menu with options: Low Dose, Medium Dose, and Control. The 'Control' option is highlighted in yellow. A confirmation dialog is open, titled 'Confirm', with the text: 'You are about to add the following values to your dictionary. If you see a value you don't wish to add, please close this confirmation and make the necessary changes. Other 1: Control'. The dialog has an 'Add to Dictionary' button. A yellow highlight is also visible in the 'Control' row of the 'Other 1' column in the background table. A blue circle with the number '1' is next to the 'Control' option in the 'Other 1' column. A blue circle with the number '2' is next to the 'Add to Dictionary' button. A blue arrow points from the 'Add to Dictionary' button to the 'Control' option in the 'Other 1' column.



7a

- Select samples to which services will be added. To select all, click in the checkbox at the top of the column.
- Check the box next to a sample to select it and click Add Services.

1) Samples and Services   2) Order/Billing Details   3) Submission Review

Submitter: IDEXX, BioAnalytics

## Samples and Services

**Tip:** Enter and select at least one sample below that you'd like to apply a service (or a group of services) to. You may select multiple samples if the selected services will apply to multiple samples. After selecting, click the "Add Services" button to choose services for those samples. Repeat as necessary for other samples and service combinations. Submissions are limited to a maximum of 500 samples.

+ ++ 🗑️ 📄 ⬆️ ⬇️ 9 🔄 📄 📁

Import Spreadsheet Add Services

	<input checked="" type="checkbox"/>	Client Sample ID*	Species*	Add ID	Investigator	Building	Area	Room	Rack	Strain	Sex	Approx Date of Birth (DD-MMM-YY)	Date Animal Placed (DD-MMM-YY)	Other 1	Other 2	Other 3	Other 4	Services	
1	<input checked="" type="checkbox"/>	ZF1	zebrafish											Low Dose					
2	<input checked="" type="checkbox"/>	ZF2	zebrafish											Low Dose					
3	<input checked="" type="checkbox"/>	ZF3	zebrafish											Medium Dose					
4	<input checked="" type="checkbox"/>	ZF4	zebrafish											Medium Dose					
5	<input checked="" type="checkbox"/>	ZF5	zebrafish											Control					
6	<input checked="" type="checkbox"/>	ZF6	zebrafish											Control					

Cancel and Exit

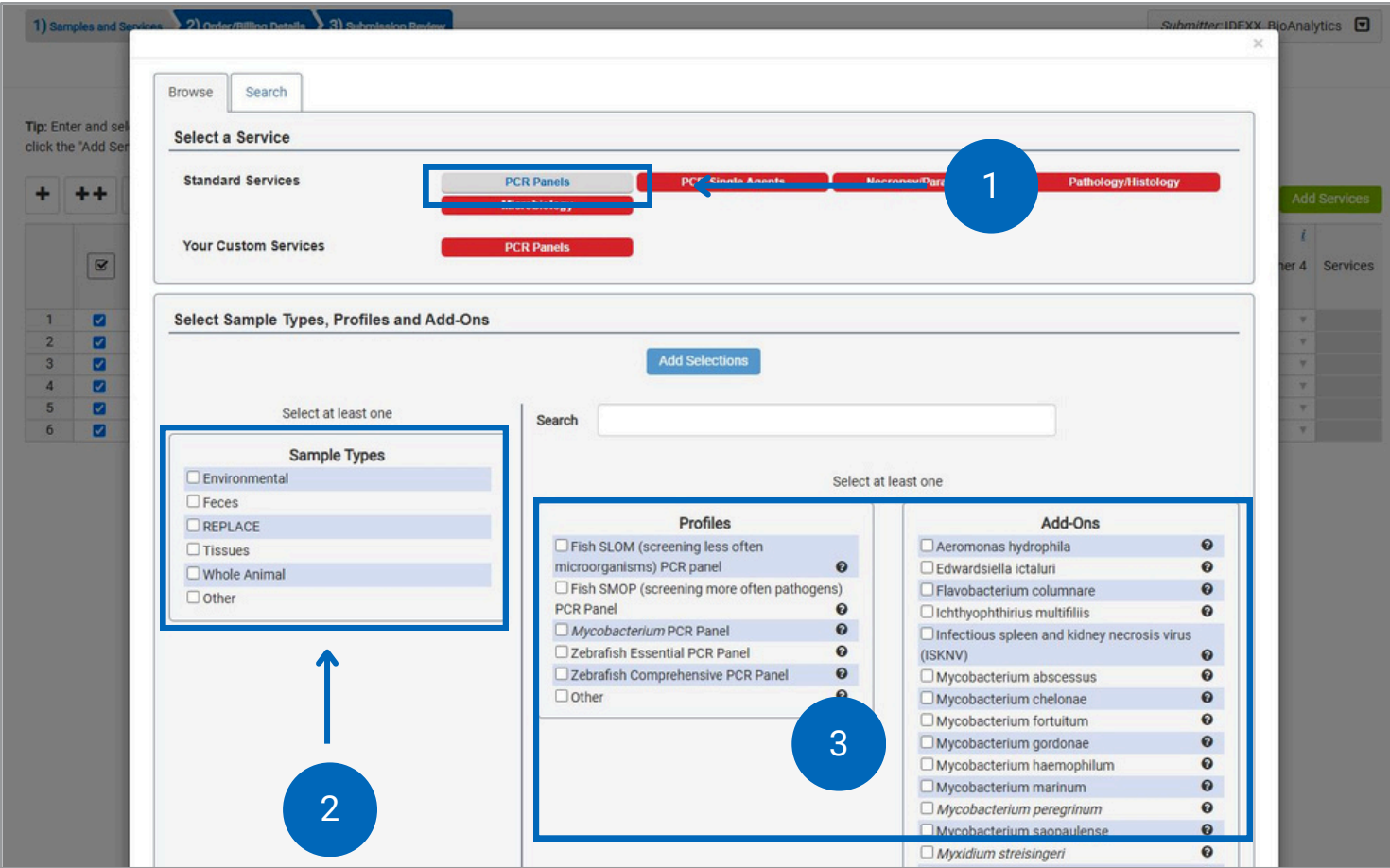
Save and Exit

Order/Billing Details »

7b

# Select services

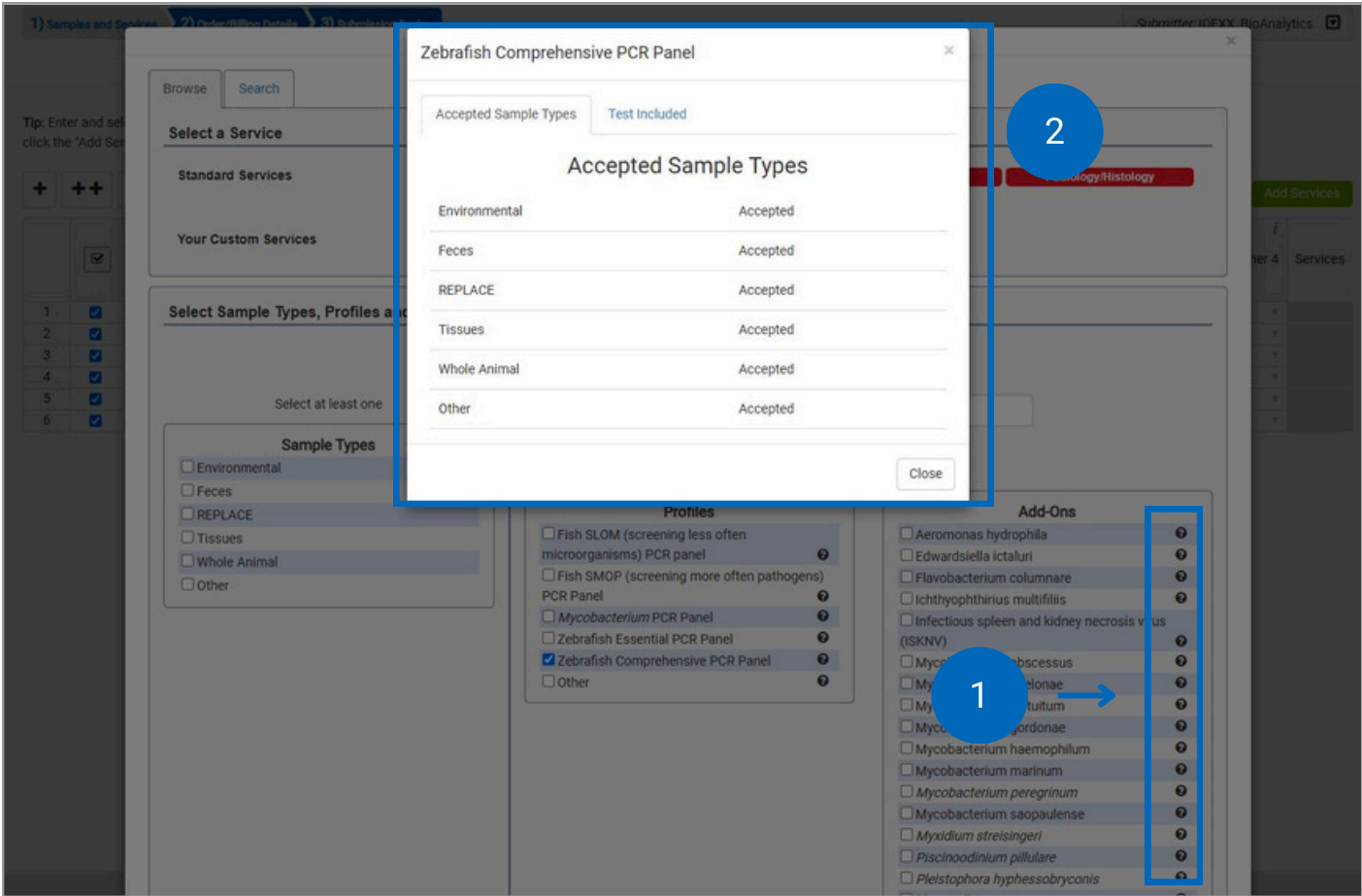
- You can search by service code or browse through our offering.
- To add a service:
  - Select your Profile(s) or Service and Add-Ons
  - Select the sample type
  - Click Add Selection
- You can continue to add services or close the window to return to the sample grid and select new samples/move on.



7c

## Service selection

- Click on the button beside a service to learn more including accepted sample type and the tests or assays included.
- This will show you sample type information and services included.



7d

Review services

- You can review and edit your services from the sample grid.
- Click on the service category name in the right-hand column for more detailed information.
- Click the badge above the sample grid next to Added Services (View/Edit/Delete) to see all of the services for that category and remove it from all the samples the service is assigned to.
- Once all your samples are added and assigned the services needed, continue to Order/Billing Details.

1) Samples and Services2) Order/Billing Details3) Submission Review

Submitter: IDEXX, BioAnalytics

### Samples and Services

**Tip:** Enter and select at least one sample below that you'd like to apply a service (or a group of services) to. You may select multiple samples if the selected services will apply to multiple samples. After selecting, click the "Add Services" button to choose services for those samples. Repeat as necessary for other samples and service combinations. Submissions are limited to a maximum of 500 samples.

Added Services (View/Edit/Delete) **PCR Panels**

+

++

Import Spreadsheet

Add Services

	<input checked="" type="checkbox"/>	Client Sample ID*	Species*	Addl ID	Investigator	Building	Area	Room	Rack	Strain	Sex	Approx Date of Birth (DD-MMM-YY)	Date Animal Placed (DD-MMM-YY)	Other 1	Other 2	Other 3	Other 4	Services
1	<input type="checkbox"/>	ZF1	zebrafish											Low Dose				<b>PCR Panels</b>
2	<input type="checkbox"/>	ZF2	zebrafish											Low Dose				<b>PCR Panels</b>
3	<input type="checkbox"/>	ZF3	zebrafish											Low Dose				<b>PCR Panels</b>
4	<input type="checkbox"/>	ZF4	zebrafish											Low Dose				<b>PCR Panels</b>
5	<input type="checkbox"/>	ZF5	zebrafish											Low Dose				<b>PCR Panels</b>
6	<input type="checkbox"/>	ZF6	zebrafish											Low Dose				<b>PCR Panels</b>

PCR Panels Profiles for Submission

Profile	Sample Type	Affected Specimen Count
Zebrafish Comprehensive PCR Panel	Whole Animal (not live)	6

Delete

Cancel and Exit

Save and Exit

Order/Billing Details »

1

2

3

4

8

Add Order/Billing Details

- Please fill all required fields marked with an asterisk.
- Please ensure your Bill-to address is included and is correct.
- Enter submission details including study ID, purchase order numbers (POs), special instructions, quote number, etc.
- Continue by clicking the Submission Review button.

1) Samples and Services2) Order/Billing Details3) Submission Review

Submitter: IDEXX, BioAnalytics

Order/Billing Details

Order Details

Payment Info

Payment Type\*

Pay by credit card

Quote Number<sup>i</sup>

Send Invoice/Charges To<sup>i</sup>

IDEXX Intercompany Billing  
4011 Discovery Drive  
Columbia, MO 65201  
US

Edit Billing Info

Shipping Info

Ship Date\*<sup>i</sup>

18-Dec-24

Ship to Lab\*<sup>i</sup>

Columbia, Missouri

Carrier Type<sup>i</sup>

Case Info

Study ID<sup>i</sup>

Submission Name<sup>i</sup>

Client

« Samples and Services

Cancel and Exit

Save and Exit

Submission Review »



9

# Submission review

- This screen provides a final overview of your submission.
- If everything is correct, click Submit to complete your order.
- If anything needs to be adjusted, you can edit by clicking Order/Billing Details.
- If you want to continue later, click Save and Exit.
  - You can resume this case from the Order History menu.

1) Samples and Services2) Order/Billing Details3) Submission Review

Submitter: IDEXX, BioAnalytics

### Submission Review

Please review the following information before confirming your order. If anything is incorrect, please go back to a previous step and fix before submitting.

Submit

IDEXX BioAnalyticsIDEXX

### Case Submission Packing Slip

**Send Report To:**  
IDEXX, BioAnalytics  
ME 04092 United States  
BioAnalyticsIDEXX@idexx.com.invalid

**Bill To:**  
IDEXX Intercompany Billing  
4011 Discovery Drive  
Columbia, MO 65201 US

**Shipping Date:** 12/18/2024  
**Ship to Lab:** Columbia, Missouri  
**Species:** zebrafish  
**Facility:** ALL  
**Services Requested:** Zebrafish Comprehensive PCR Panel  
**Comments:**  
**Special Test Instru**

**Purchase Order:** Pay by credit card  
**Quote Number:**  
**Total # of Samples:** 6  
**Separate Cases:** No  
**Infectious Agent / Health Hazards:**  
**Additional Sample Information:**  
Whole Animal - not live

	Client Sample ID	Species	Other 1	Sample Types and Services	
1	ZF1	zebrafish	Low Dose	Whole Animal (not live)	PCR Panels: Zebrafish Comprehensive PCR Panel
2	ZF2	zebrafish	Low Dose	Whole Animal (not live)	PCR Panels: Zebrafish Comprehensive PCR Panel
3			Medium Dose	Whole Animal (not live)	PCR Panels: Zebrafish Comprehensive PCR Panel
4					

Order/Billing Details

Cancel and Exit

Save and Exit

Submit

10

# Order Confirmation

- Once you click Submit you will receive an Order Confirmation Number.
- Please view and print your case submission packing slip. Include a copy of the packing slip inside the box with your samples.
- For any changes after you have received an order confirmation, please contact us at [idxxbioanalytics@idexx.com](mailto:idxxbioanalytics@idexx.com) to modify your submission.

1) Samples and Services2) Order/Billing Details3) Submission Review

Submitter: IDEXX, BioAnalytics

Submission Review

Order Confirmation Number: 241218-0826-H

Your order has been submitted! Please use the "View" button to print out your order summary and include it with your shipment. This PDF has also been emailed to you (please allow up to 15 minutes for delivery). Please follow the shipping and sample instructions available [here](#).

View

(Using the "View" button will open a pdf in a new window that you can use to print or save.)

IDEXX BioAnalytics

IDEXX

Case Submission Packing Slip

Order Confirmation Number: 241218-0826-H

Send Report To:  
IDEXX, BioAnalytics  
ME 04092 United States  
BioAnalyticsIDEXX@idexx.com.invalid

Bill To:  
IDEXX Intercompany Billing  
4011 Discovery Drive  
Columbia, MO 65201 US

Shipping Date: 12/18/2024  
Ship to Lab: Columbia, Missouri  
Species: zebrafish  
Facility: ALL  
Services Requested: Zebrafish Comprehensive PCR Panel  
Comments:  
Special Test Instructions:

Purchase Order: Pay by credit card  
Quote Number:  
Total # of Samples: 6  
Separate Cases: No  
Infectious Agent / Health Hazards:  
Additional Sample Information:  
Whole Animal - not live

11

# Using templates and clones

- Click Order History in the navigation bar.
- Determine which submission template you want to clone.
- Click Clone button to create a new submission with pre-populated sample and service data from the original template.

Hint: Templates can be created to provide a simple 3-Click method to set up submissions that occur repeatedly, whether weekly, monthly, quarterly, etc. Templates can be named based on user’s preference.

IDEXX BioAnalytics

IDEXX BioAnalytics Client Portal

View your order history

Conveniently view a summary of your order history, gathering valuable insights into your account activity. Need to change an order? Please submit a [Change Request](#) form.

Currently viewing order history for: IDEXX, BioAnalytics - ALL

Show From: Last 90 Days Filter By Status: All Only Show Named Submissions

Place an Order

		Submission Name	Status	Confirmation No.	Last Changed	Service Count	Sample Count	Shipping Date	Submitter	Case Numbers	Created By	Submission Created Date	
	Clone	...	Submitted	250403-0242-U	04/03/2025	1	1	04/03/2025	BioAnalytics IDEXX		BioAnalytics IDEXX	04/03/2025	
Continue	Clone	...	Incomplete		03/20/2025	0	0		BioAnalytics IDEXX		BioAnalytics IDEXX	03/20/2025	Delete
Continue	Clone	...	Incomplete		03/20/2025	1	18	03/20/2025	BioAnalytics IDEXX		BioAnalytics IDEXX	03/20/2025	Delete
Continue	Clone	...	Incomplete		03/19/2025	1	1		BioAnalytics IDEXX		BioAnalytics IDEXX	03/19/2025	Delete
Continue	Clone	...	Incomplete		03/18/2025	0	1		BioAnalytics IDEXX		BioAnalytics IDEXX	03/18/2025	Delete
Continue	Clone	...	Incomplete		03/14/2025	3	1		BioAnalytics IDEXX		BioAnalytics IDEXX	03/14/2025	Delete
Continue	Clone	...	Incomplete		03/07/2025	0	1		BioAnalytics IDEXX		BioAnalytics IDEXX	03/07/2025	Delete
Continue	Clone	...	Incomplete		03/07/2025	0	1		BioAnalytics IDEXX		BioAnalytics IDEXX	03/07/2025	Delete
Continue	Clone	...	Incomplete		03/04/2025	2	1		BioAnalytics IDEXX		BioAnalytics IDEXX	03/04/2025	Delete
Continue	Clone	...	Incomplete		03/04/2025	2	1	03/04/2025	BioAnalytics IDEXX		BioAnalytics IDEXX	03/04/2025	Delete
Continue	Clone	...	Incomplete		03/04/2025	3	2		BioAnalytics IDEXX		BioAnalytics IDEXX	03/04/2025	Delete
Continue	Clone	...	Incomplete		03/04/2025	2	1		BioAnalytics IDEXX		BioAnalytics IDEXX	03/04/2025	Delete

1

## Place an order

- Select Place an Order on your dashboard or from the navigation bar to start a new case submission.

1

IDEXX BioAnalytics

BioAnalytics IDEXX  
IDEXX BioAnalytics


Sign out

IDEXX BioAnalytics Client Portal

Welcome BioAnalytics  
to your IDEXX  
BioAnalytics Dashboard

Easily submit test requests, such as blood chemistry profiles and hematology tests, securely and efficiently, streamlining the process to reduce administrative burdens. This portal allows you to easily track the status of your submissions, receive electronic reports, and access a comprehensive view of your order history.

Place an Order





2

# Service type selection

Select a submission type to begin:

- **Biologics and Cell Health**
  - Cell line authentication and pathogen screening
  - IMPACT, h-IMPACT, Sterility testing, CellCheck, ConfirmPDX, Endotoxin testing, iCS-digital™ PSC testing


IDEXX BioAnalytics

IDEXX BioAnalytics Client Portal

Let's start your order

Please select the testing option that meets your research needs.


Your order is being placed with this account: IDEXX, BioAnalytics



Health Monitoring

Environmental and sentinel pathogen surveillance for routine monitoring, disease detection and quarantine.


Get started >



Preclinical Research

In vivo preclinical study support: clinical pathology, anatomic pathology, bioanalysis.


Get started >



Biologics and Cell Health

Authentication, characterization, and contamination detection for cell lines, xenograft tumors, and pluripotent stem cells.

Get started >



Aquatics Diagnostics

Aquatic-specific diagnostics for routine health monitoring and quarantine testing.


Get started >



# Tool palette

- The [\*i\*](#) link in the column headers provides additional glossary information.

IDEXX BioAnalytics


BioAnalytics IDEXX  
IDEXX BioAnalytics  Sign out

IDEXX BioAnalytics Client Portal

1) Samples and Services









2) Order/Billing Details



3) Submission Review




















Submitter: IDEXX, BioAnalytics 

## Samples and Services

**Tip:** Enter and select at least one sample below that you'd like to apply a service (or a group of services) to. You may select multiple samples if the selected services will apply to multiple samples. After selecting, click the "Add Services" button to choose services for those samples. Repeat as necessary for other samples and service combinations. Submissions are limited to a maximum of 500 samples.



																				
	<input type="checkbox"/>	Client Sample ID*	Species	Add ID	Investigator	Building	Area	Room	Rack	Strain	Sex	Approx Date of Birth (DD-MMM-YY)	Date Animal Placed (DD-MMM-YY)	Cell Line	ATCC #	Other 1	Other 2	Other 3	Other 4	Services
1	<input type="checkbox"/>																			


1

4

Option 1: Copy and paste or manually type data

- Enter each sample as one line. Add any other sample information you need to identify your samples.
- Columns marked with an asterisk are required. Other columns are optional.
- The most used demographic columns are:
  - Client Sample ID\*
  - Investigator
  - Cell Line
  - ATCC #
  - Species

IDEXX BioAnalytics


BioAnalytics IDEXX  
IDEXX BioAnalytics  Sign out

IDEXX BioAnalytics Client Portal

1) Samples and Services





2) Order/Billing Details



3) Submission Review



Submitter: IDEXX, BioAnalytics 


Samples and Services

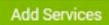
Tip: Enter and select at least one sample below that you'd like to apply a service (or a group of services) to. You may select multiple samples if the selected services will apply to multiple samples. After selecting, click the "Add Services" button to choose services for those samples. Repeat as necessary for other samples and service combinations. Submissions are limited to a maximum of 500 samples.




















   



Import Spreadsheet 

																				
	<input type="checkbox"/>	Client Sample ID*	Species	Addl ID	Investigator	Building	Area	Room	Rack	Strain	Sex	Approx Date of Birth (DD-MMM-YY)	Date Animal Placed (DD-MMM-YY)	Cell Line	ATCC #	Other 1	Other 2	Other 3	Other 4	Services
1	<input type="checkbox"/>																			

1

Cancel and Exit

Save and Exit

Order/Billing Details »

## Option 2: Import spreadsheet data

- A blank spreadsheet template is available in the pop-out window once you click Import Spreadsheet.
- Customize Other column headers.
- Upload data for a quick and easy submission.

op-out

1) Samples and Services 2) Order/Billing Details 3) Submission Review

Submitter: IDEXX, BioAnalytics

## Samples and Services

### Import Spreadsheet

Note: Only import from the provided spreadsheet template on this page, do not use custom spreadsheet formats. Submissions are limited to a maximum of 500 samples.

[Download Spreadsheet Template](#)

No file chosen

In the fields below you may tell us what you would like the column headers on your report to be called.

Other Column 1  
Other 1

Other Column 2  
Other 2

Other Column 3  
Other 3

Other Column 4  
Other 4

Approx Date of Birth (DD-MMM-YY)	Date Animal Placed (DD-MMM-YY)	Other 1	Other 2	Other 3	Other 4	Services

Cancel and Exit Save and Exit Order/Billing Details »

# Error checking and Dictionary

- 1) Samples and Services
2) Order/Billing Details
3) Submission Review

Submitter: IDEXX, BioAnalytics

## Samples and Services

**Tip:** Enter and select at least one sample below that you'd like to apply a service (or a group of samples). After selecting, click the "Add Services" button to choose services for those samples. maximum of 500 samples.

**!** Cells highlighted **in yellow** mean that you chose an option not currently in your user dictionary. Please select those cells and click the "Add to User Dictionary" button (the icon) or change your selected values. Tip: You can add multiple items at once to your dictionary by selecting multiple cells or even entire columns.

Import Spreadsheet
Add Services

	<input type="checkbox"/>	Client Sample ID*	Species	Add ID	Investigator	Building	Area	Room	Rack	Strain	Sex	Approx Date of Birth (DD-MMM-YY)	Date Animal Placed (DD-MMM-YY)	Cell Line	ATCC #	Other 1	Other 2	Other 3	Other 4	Services
1	<input type="checkbox"/>	1												HELA						
2	<input type="checkbox"/>	2												Sf9						
3	<input type="checkbox"/>	3												CHO						
4	<input type="checkbox"/>	4												MCF-7						

**Confirm**
X

You are about to add the following values to your dictionary. If you see a value you don't wish to add, please close this confirmation and make the necessary changes.

**Cell Line:** MCF-7

Add to Dictionary

Cancel and Exit
Save and Exit
Order/Billing Details »

7a

# Add services

- Select samples to which services will be added. To select all, click in the checkbox at the top of the column.
- Check the box next to a sample to select it and click Add Services.

1) Samples and Services2) Order/Billing Details3) Submission Review

Submitter: IDEXX, BioAnalytics

### Samples and Services

**Tip:** Enter and select at least one sample below that you'd like to apply a service (or a group of services) to. You may select multiple samples if the selected services will apply to multiple samples. After selecting, click the "Add Services" button to choose services for those samples. Repeat as necessary for other samples and service combinations. Submissions are limited to a maximum of 500 samples.

+

++

✖

📄

↕

↕<sub>9</sub>

↺

📄

🖼

Import SpreadsheetAdd Services

	<input checked="" type="checkbox"/>	Client Sample ID*	Species	Addl ID	Investigator	Building	Area	Room	Rack	Strain	Sex	Approx Date of Birth (DD-MMM-YY)	Date Animal Placed (DD-MMM-YY)	Cell Line	ATCC #	Other 1	Other 2	Other 3	Other 4	Services
1	<input checked="" type="checkbox"/>	1												HELA						
2	<input checked="" type="checkbox"/>	2												Sf9						
3	<input checked="" type="checkbox"/>	3												CHO						
4	<input checked="" type="checkbox"/>	4	canine											MCF-7						

Cancel and Exit

Save and Exit

Order/Billing Details »

1

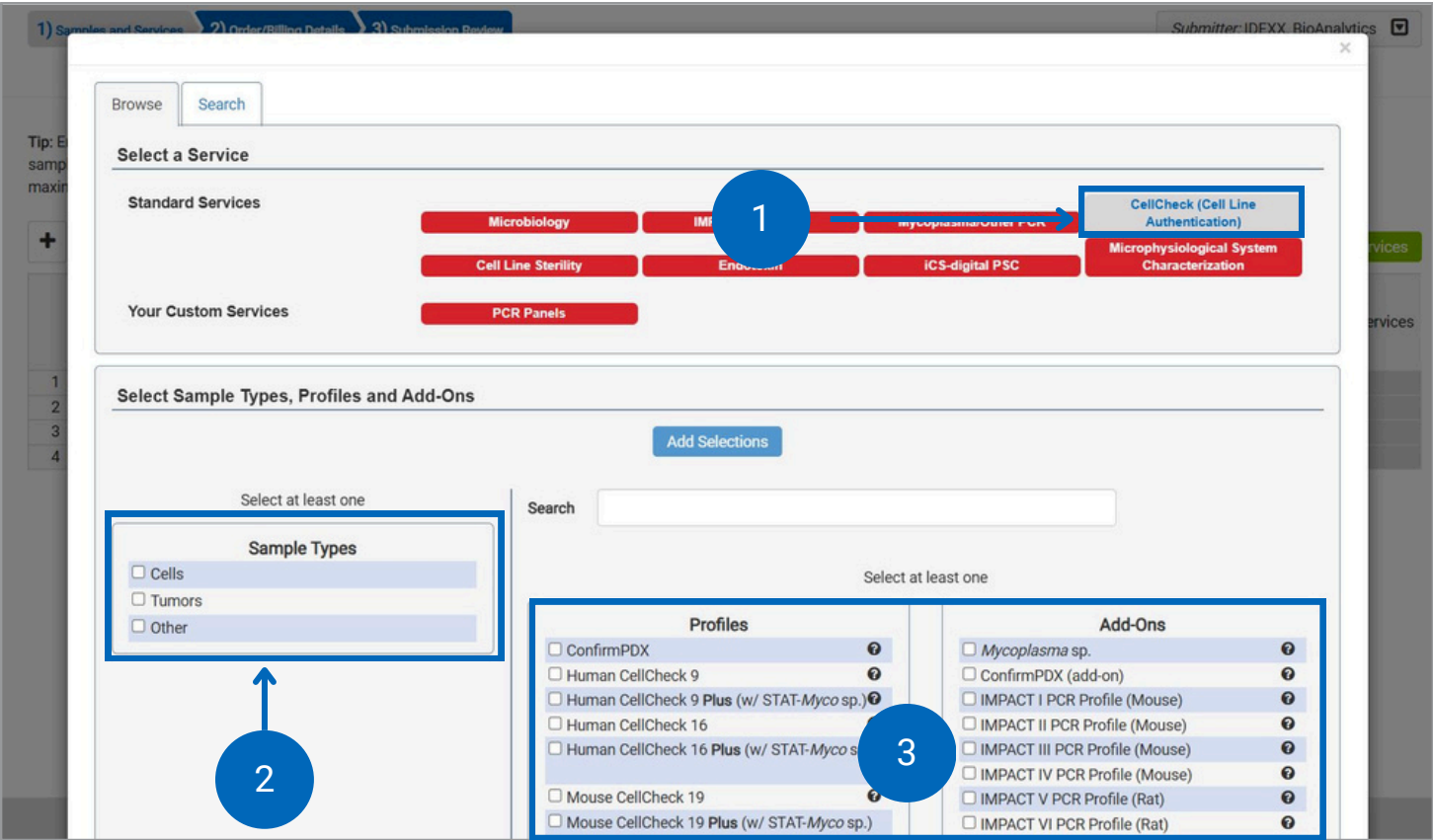
2



7b

Select services

- Browse through our offering and choose a Service tile.
- To add a service:
  - Select the sample type
  - Select your Profile(s) or Service
  - Select your Add-on(s)
  - Click Add Selection
- You can continue to add services or close the window to return to the sample grid and select new samples/move on.





Overview



Account Settings



Animal Health  
Monitoring Orders



Aquatics Health  
Monitoring Orders



Biologics & Cell  
Health Orders



Preclinical  
Orders

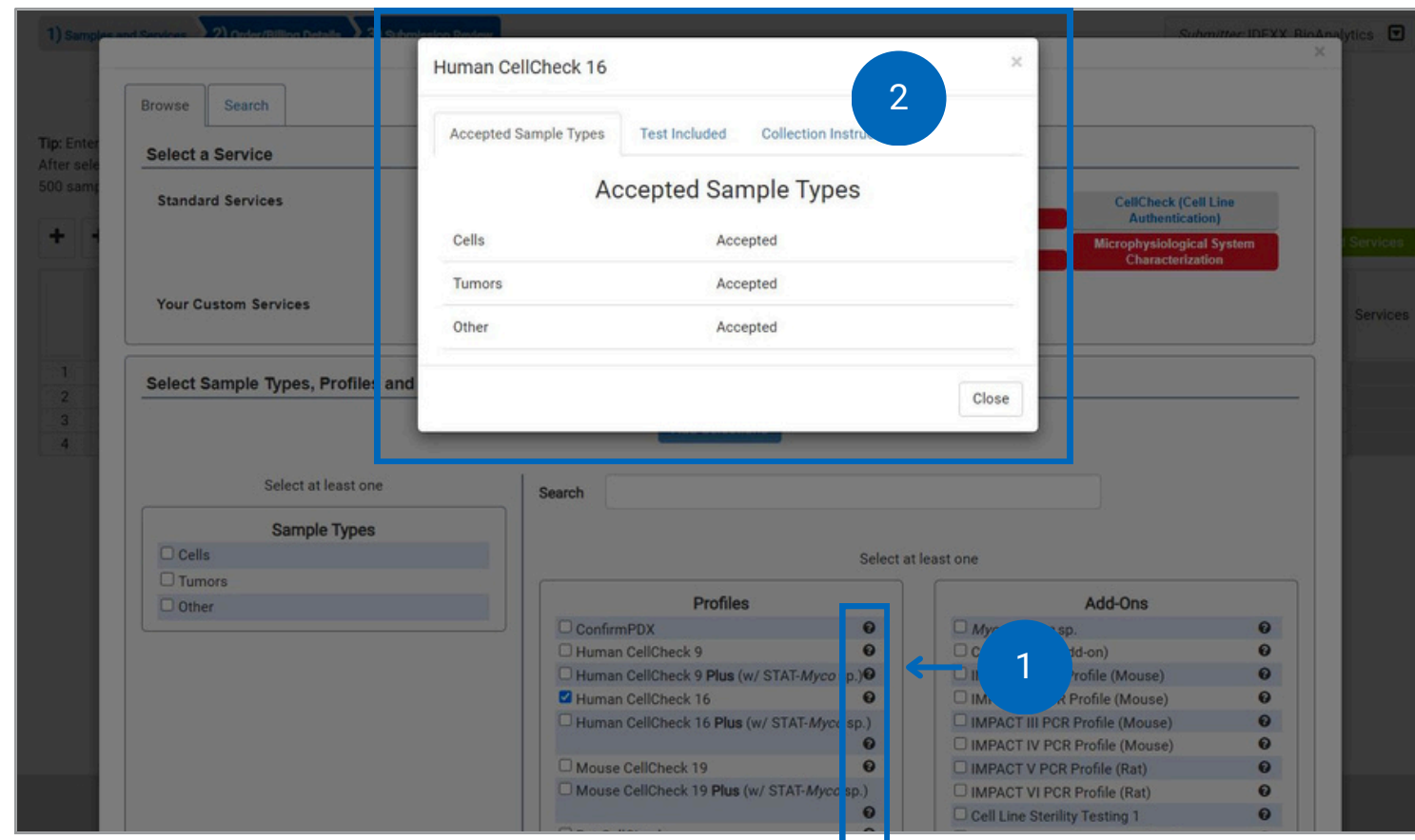


Anatomic Pathology  
Orders

7c

## Service selection

- Click on the button beside a service to learn more including accepted sample type and the tests or assays included.
- This will show you sample type information and services included.



7d

Review services

- You can review and edit your services from the sample grid as well.
- Click on the service category name in the right-hand column for more detailed information.
- Once all your samples are added and assigned the services needed, continue to Order/Billing Details.

1) Samples and Services2) Order/Billing Details3) Submission Review

Submitter: IDEXX, BioAnalytics

### Samples and Services

Tip: Enter and select at least one sample below that you'd like to apply a service (or a group of services) to. You may select multiple samples if the selected services will apply to multiple samples. After selecting, click the "Add Services" button to choose services for those samples. Repeat as necessary for other samples and service combinations. Submissions are limited to a maximum of 500 samples.

Added Services (View/Edit/Delete)CellCheck (Cell Line Authentication)\*

+

++

✖

📄

↑

	<input checked="" type="checkbox"/>	Client Sample ID*	Species	Added	Sample Type	Affected Specimen Count	Services
1	<input type="checkbox"/>	1					
2	<input type="checkbox"/>	2					
3	<input type="checkbox"/>	3					
4	<input type="checkbox"/>	4					

CellCheck (Cell Line Authentication) Profiles for Submission

Profile	Sample Type	Affected Specimen Count	
Human CellCheck 16	Cells	4	Delete

Import Spreadsheet

Add Services

CellCheck (Cell Line Authentication)

CellCheck (Cell Line Authentication)

CellCheck (Cell Line Authentication)

CellCheck (Cell Line Authentication)

2

3

1

Cancel and Exit

Save and Exit

Order/Billing Details »

8

Add Order/Billing Details

- Please fill all required fields marked with an asterisk.
- Please ensure your Bill-to address is included and is correct.
- Enter submission details including study ID, purchase order numbers (POs), special instructions, quote number, etc.
- Continue by clicking the Submission Review button.

Order Details

Payment Info

Payment Type\*

Enter PO Number

Purchase Order\*

Quote Number

Send Invoice/Charges To

IDEXX Intercompany Billing  
4011 Discovery Drive  
Columbia, MO 65201  
US

Edit Billing Info

Shipping Info

Ship Date\*

18-Dec-24

Ship to Lab\*

Columbia, Missouri

Carrier Type

Case Info

Study ID

Submission Name

Client Case Number

Separate case for each animal (i.e., patient records)? If No is selected, all results will display on the same report.\*

Yes

No

Are you aware of the hazards, including biohazardous materials, associated with these samples?

< Samples and Services

Cancel and Exit

Save and Exit

Submission Review »

1

9

# Submission review

- This screen provides a final overview of your submission.
- If everything is correct, click Submit to complete your order.
- If anything needs to be adjusted, you can edit by clicking Order/Billing Details.
- If you want to continue later, click Save and Exit.
  - You can resume this case from the Order History menu.

1) Samples and Services2) Order/Billing Details3) Submission Review

Submitter: IDEXX, BioAnalytics

Submission Review

Please review the following information before confirming your order. If anything is incorrect, please go back to a previous step and fix before submitting.

Submit

IDEXX BioAnalytics

IDEXX

Case Submission Packing Slip

Send Report To:  
IDEXX, BioAnalytics  
ME 04092 United States  
BioAnalyticsIDEXX@idexx.com.invalid

Bill To:  
IDEXX Intercompany Billing  
4011 Discovery Drive  
Columbia, MO 65201 US

Shipping Date: 12/18/2024  
Ship to Lab: Columbia, Missouri  
Species:  
Facility: ALL  
Services Requested: Human CellCheck 16  
Comments:  
Special Test Instructions:

Purchase Order: 123456789  
Quote Number:  
Total # of Samples: 4  
Separate Cases: No  
Infectious Agent / Health Hazards:  
Additional Sample Information:

	Client Sample ID	Cell Line	Sample Types and Services
1	1	HELA	CellsCellCheck (Cell Line Authentication): Human CellCheck 16
2	2	SF9	CellsCellCheck (Cell Line Authentication): Human CellCheck 16
3	3	CHO	CellsCellCheck (Cell Line Authentication): Human CellCheck 16
4	4	MCF-7	CellsCellCheck (Cell Line Authentication): Human CellCheck 16

« Order/Billing Details

Cancel and Exit

Save and Exit

Submit



10

# Order Confirmation

- Once you click Submit you will receive an Order Confirmation Number.
- Please view and print your case submission packing slip. Include a copy of the packing slip inside the box with your samples.
- For any changes after you have received an order confirmation, please contact us at [idxxbioanalytics@idexx.com](mailto:idxxbioanalytics@idexx.com) to modify your submission.

1) Samples and Services2) Order/Billing Details3) Submission Review

Submitter: IDEXX, BioAnalytics

Submission Review

Order Confirmation Number: 241218-0811-Q

Your order has been submitted! Please use the "View" button to print out your order summary and include it with your shipment. This PDF has also been emailed to you (please allow up to 15 minutes for delivery). Please follow the shipping and sample instructions available [here](#).

View

(Using the "View" button will open a pdf in a new window that you can use to print or save.)

IDEXX BioAnalyticsIDEXX

Case Submission Packing Slip

Order Confirmation Number: 241218-0811-Q

Send Report To:

IDEXX, BioAnalytics  
ME 04092 United States  
BioAnalyticsIDEXX@idexx.com.invalid

Shipping Date:

12/18/2024

Ship to Lab:

Columbia, Missouri

Species:

Facility:

ALL

Services Requested:

Human CellCheck 16

Comments:

Special Test Instructions:

Bill To:

IDEXX Intercompany Billing  
4011 Discovery Drive  
Columbia, MO 65201 US

Purchase Order:

123456789

Quote Number:

Total # of Samples:

4

Separate Cases:

No

Infectious Agent / Health Hazards:

Additional Sample Information:

11

## Using templates and clones

- Click Order History in the navigation bar.
- Determine which submission template you want to clone.
- Click Clone button to create a new submission with pre-populated sample and service data from the original template.

*Hint: Templates can be created to provide a simple 3-Click method to set up submissions that occur repeatedly, whether weekly, monthly, quarterly, etc. Templates can be named based on user's preference.*

IDEXX BioAnalytics

IDEXX BioAnalytics Client Portal

View your order history

Conveniently view a summary of your order history, gathering valuable insights into your account activity. Need to change an order? Please submit a [Change Request](#) form.

Currently viewing order history for: IDEXX, BioAnalytics - ALL

Show From: Last 90 Days Filter By Status: All Only Show Named Submissions

Place an Order

		Submission Name	Status	Confirmation No.	Last Changed	Service Count	Sample Count	Shipping Date	Submitter	Case Numbers	Created By	Submission Created Date	
	Clone	...	Submitted	250403-0242-U	04/03/2025	1	1	04/03/2025	BioAnalytics IDEXX		BioAnalytics IDEXX	04/03/2025	
Continue	Clone	...	Incomplete		03/20/2025	0	0		BioAnalytics IDEXX		BioAnalytics IDEXX	03/20/2025	Delete
Continue	Clone	...	Incomplete		03/20/2025	1	18	03/20/2025	BioAnalytics IDEXX		BioAnalytics IDEXX	03/20/2025	Delete
Continue	Clone	...	Incomplete		03/19/2025	1	1		BioAnalytics IDEXX		BioAnalytics IDEXX	03/19/2025	Delete
Continue	Clone	...	Incomplete		03/18/2025	0	1		BioAnalytics IDEXX		BioAnalytics IDEXX	03/18/2025	Delete
Continue	Clone	...	Incomplete		03/14/2025	3	1		BioAnalytics IDEXX		BioAnalytics IDEXX	03/14/2025	Delete
Continue	Clone	...	Incomplete		03/07/2025	0	1		BioAnalytics IDEXX		BioAnalytics IDEXX	03/07/2025	Delete
Continue	Clone	...	Incomplete		03/07/2025	0	1		BioAnalytics IDEXX		BioAnalytics IDEXX	03/07/2025	Delete
Continue	Clone	...	Incomplete		03/04/2025	2	1		BioAnalytics IDEXX		BioAnalytics IDEXX	03/04/2025	Delete
Continue	Clone	...	Incomplete		03/04/2025	2	1	03/04/2025	BioAnalytics IDEXX		BioAnalytics IDEXX	03/04/2025	Delete
Continue	Clone	...	Incomplete		03/04/2025	3	2		BioAnalytics IDEXX		BioAnalytics IDEXX	03/04/2025	Delete
Continue	Clone	...	Incomplete		03/04/2025	2	1		BioAnalytics IDEXX		BioAnalytics IDEXX	03/04/2025	Delete


1

# Place an order

- Select Place an Order on your dashboard or from the navigation bar to start a new case submission.

1 →

IDEXX BioAnalytics

BioAnalytics IDEXX  
IDEXX BioAnalytics  Sign out

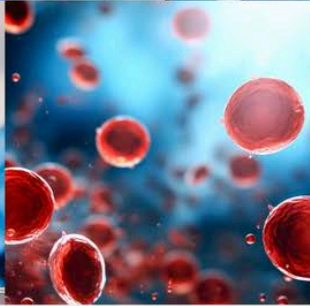



IDEXX BioAnalytics Client Portal

## Welcome BioAnalytics to your IDEXX BioAnalytics Dashboard

Easily submit test requests, such as blood chemistry profiles and hematology tests, securely and efficiently, streamlining the process to reduce administrative burdens. This portal allows you to easily track the status of your submissions, receive electronic reports, and access a comprehensive view of your order history.

1 →

Place an Order



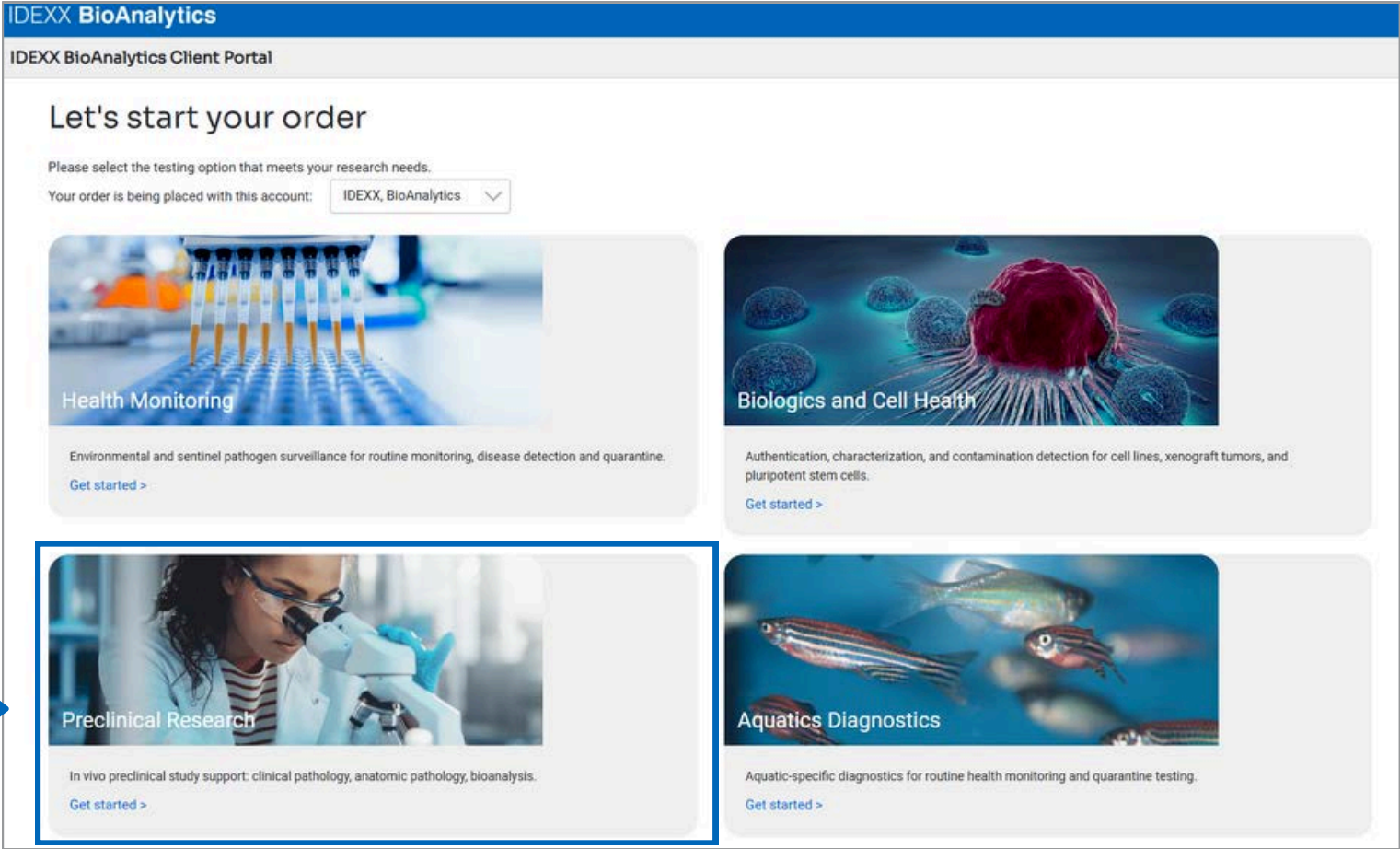
2

# Service type selection

Select a submission type to begin:

- **Preclinical Research**
  - Preclinical or non-clinical studies and large animal diagnostics
  - Chemistry, Hematology, Coagulation, Urinalysis, Cytology, Fluid Analysis, Cytokines, Small Molecule Bioanalysis

1



3

Tool palette

- Add a single row
- Add multiple rows
- Trash can / delete
- Duplicate a row
- Fill down a column
- Sequential number fill
- Undo
- Dictionary
- Full page view

The [i](#) link in the column headers provides additional glossary information.

1) Samples and Services2) Order/Billing Details3) Submission Review

Submitter: IDEXX, BioAnalytics

### Samples and Services

Tip: Enter and select at least one sample below that you'd like to apply a service (or a group of services) to. You may select multiple samples if the selected services will apply to multiple samples. After selecting, click the "Add Services" button to choose services for those samples. Repeat as necessary for other samples and service combinations. Submissions are limited to a maximum of 500 samples.

Import SpreadsheetAdd Services

		Group ID	Animal ID	Species*	Approx Date of Birth (DD-MMM-YY)	Collection Date (DD-MMM-YY)*	Breed	Strain	Sex	Timepoint	Source	Other 1	Other 2	Other 3	Other 4	Services
1																

1

Cancel and ExitSave and ExitOrder/Billing Details >



4

Option 1: Copy and paste or manually type data

- Enter each animal as one line regardless of number of sample types/tissues per animal. Add any other sample information you need to identify your samples.
- Columns marked with an asterisk are required. Other columns are optional.
- The most used demographic columns are:
  - Group ID
  - Animal ID\*
  - Species\*
  - Collection Date\*
  - Timepoint (appears on PDF reports but not on Excel or CSV outputs)

IDEXX BioAnalytics

BioAnalytics IDEXX  
IDEXX BioAnalytics

Sign out

IDEXX BioAnalytics Client Portal



1) Samples and Services2) Order/Billing Details3) Submission Review



Submitter: IDEXX, BioAnalytics



Samples and Services


Tip: Enter and select at least one sample below that you'd like to apply a service (or a group of services) to. You may select multiple samples if the selected services will apply to multiple samples. After selecting, click the "Add Services" button to choose services for those samples. Repeat as necessary for other samples and service combinations. Submissions are limited to a maximum of 500 samples.

+ ++





























Import SpreadsheetAdd Services

																			
		Client Sample ID*	Species*	Addl ID	Investigator	Building	Area	Room	Rack	Strain	Sex	Approx Date of Birth (DD-MMM-YY)	Date Animal Placed (DD-MMM-YY)	Other 1	Other 2	Other 3	Other 4	Services	
1	<input type="checkbox"/>																		

1

Cancel and Exit

Save and Exit

Order/Billing Details »

## Option 2: Import spreadsheet data

- A blank spreadsheet template is available in the pop-out window once you click Import Spreadsheet.
- Customize Other column headers.
- Upload data for a quick and easy submission.

op-out

Import Spreadsheet

Note: Only import from the provided spreadsheet template on this page, do not use custom spreadsheet formats. Submissions are limited to a maximum of 500 samples.

Download Spreadsheet Template

Choose File No file chosen

In the fields below you may tell us what you would like the column headers on your report to be called.

Other Column 1  
Other Column 2  
Other Column 3  
Other Column 4

Import Cancel

Import Spreadsheet Add Services

Approximate Date of Birth (DD-MMM-YY)	Date Animal Placed (DD-MMM-YY)	Other 1	Other 2	Other 3	Other 4	Services

Cancel and Exit Save and Exit Order/Billing Details »

6

# Error checking and Dictionary

- As you enter sample information, you might notice our embedded error checking.
- This feature prompts you with dropdown options and highlights new entries not found in the Dictionary.
- To remove the highlights and add a new entry to the Dictionary, select the cell(s) or column(s) and click the Dictionary icon. Confirm by clicking Add to Dictionary.

1) Samples and Services
2) Order/Billing Details
3) Submission Review

Submitter: IDEXX, BioAnalytics 📄

## Samples and Services

**Tip:** Enter and select at least one sample below that you'd like to apply a service (or a group of samples). After selecting, click the "Add Services" button to choose services for those samples to a maximum of 500 samples.

+ + +
🗑️
📄
↕️
↕️
↺️
📁
📁

Import Spreadsheet
Add Services

	<input type="checkbox"/>	Group ID	Animal ID*	Species*	Approx Date of Birth (DD-MMM-YY)	Collection Date (DD-MMM-YY)*	Breed	Strain	Sex	Timepoint	Source	Other 1	Other 2	Other 3	Other 4	Services
1	<input checked="" type="checkbox"/>	Baseline	A1	mouse		31-Dec-24						TP1				
2	<input checked="" type="checkbox"/>	Baseline	A2	mouse		31-Dec-24						TP1				
3	<input checked="" type="checkbox"/>	Baseline	A3	mouse		31-Dec-24						TP1				
4	<input checked="" type="checkbox"/>	Treatment	B1	mouse		31-Dec-24						TP1				
5	<input checked="" type="checkbox"/>	Treatment	B2	mouse		31-Dec-24						TP1				
6	<input checked="" type="checkbox"/>	Unknown	B3	mouse								ABC				

**Confirm** ✕

You are about to add the following values to your dictionary. If you see a value you don't wish to add, please close this confirmation and make the necessary changes.

Other 1: ABC

Add to Dictionary

2

1

Cancel and Exit
Save and Exit
Order/Billing Details »

## Add services

- Select samples to which services will be added. To select all, click in the checkbox at the top of the column.
- Check the box next to a sample to select it and click Add Services.

1) Samples and Services
2) Order/Billing Details
3) Submission Review

Submitter: IDEXX, BioAnalytics

## Samples and Services

**Tip:** Enter and select at least one sample below that you'd like to apply a service (or a group of services) to. You may select multiple samples if the selected services will apply to multiple samples. After selecting, click the "Add Services" button to choose services for those samples. Repeat as necessary for other samples and service combinations. Submissions are limited to a maximum of 500 samples.

Import Spreadsheet
Add Services

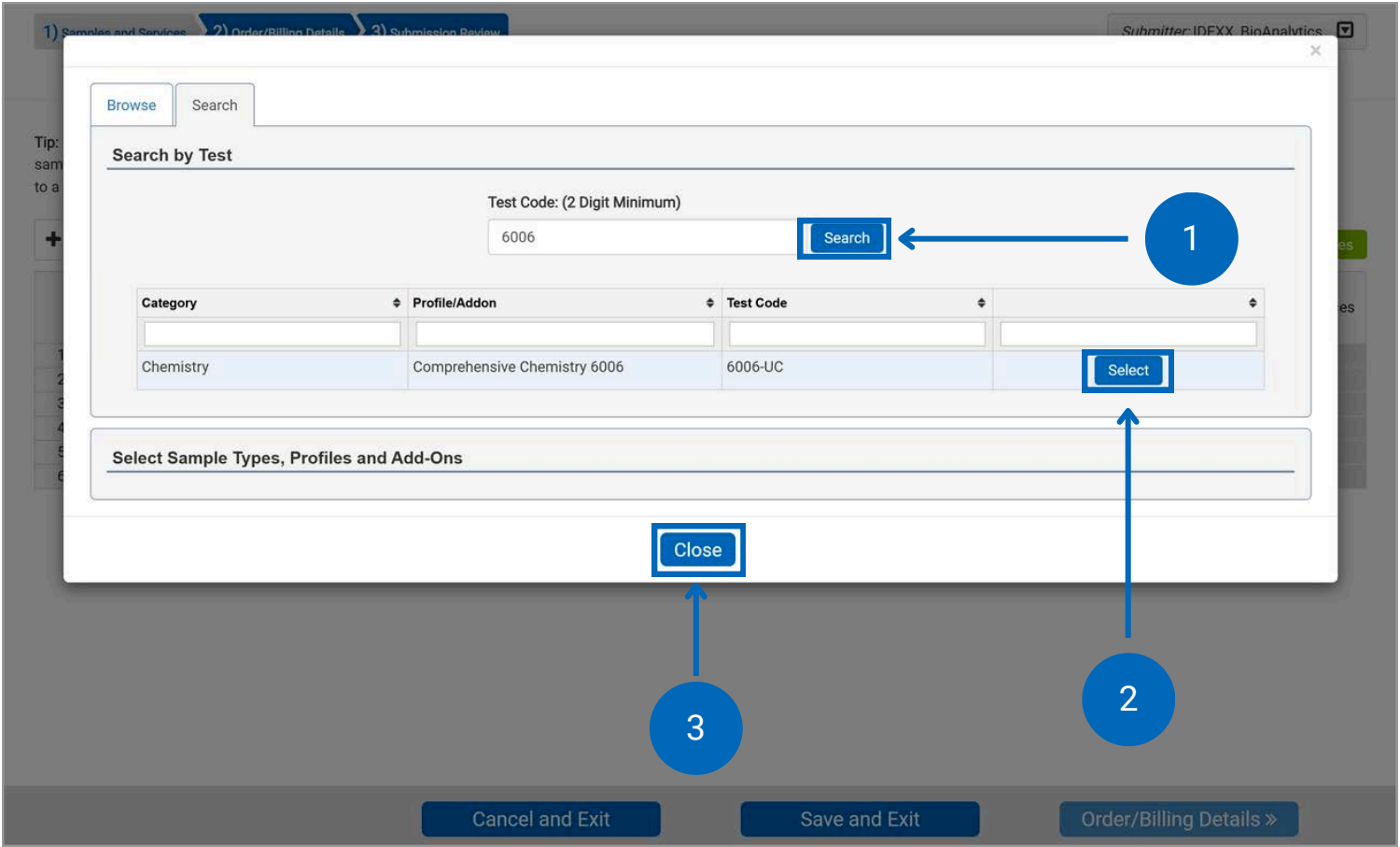
	<input type="checkbox"/>	Group ID <small><i>i</i></small>	Animal ID* <small><i>i</i></small>	Species* <small><i>i</i></small>	Approx Date of Birth (DD-MMM-YY) <small><i>i</i></small>	Collection Date (DD-MMM-YY)* <small><i>i</i></small>	Breed <small><i>i</i></small>	Strain <small><i>i</i></small>	Sex <small><i>i</i></small>	Timepoint <small><i>i</i></small>	Source <small><i>i</i></small>	Other 1 <small><i>i</i></small>	Other 2 <small><i>i</i></small>	Other 3 <small><i>i</i></small>	Other 4 <small><i>i</i></small>	Services
1	<input checked="" type="checkbox"/>	Baseline	A1	mouse		31-Dec-24						TP1				
2	<input checked="" type="checkbox"/>	Baseline		mouse		31-Dec-24						TP1				
3	<input checked="" type="checkbox"/>	Baseline		mouse		31-Dec-24						TP1				
4	<input checked="" type="checkbox"/>	treatment		mouse		31-Dec-24						TP1				
5	<input checked="" type="checkbox"/>	treatment	B2	mouse		31-Dec-24						TP1				
6	<input checked="" type="checkbox"/>	treatment	B3	mouse		31-Dec-24						TP1				

Cancel and Exit
Save and Exit
Order/Billing Details »

7b

Select services

- You can search by service code or browse through our offering.
- To add a service:
  - Select your Profile(s) or Service
  - Select the sample type
  - Click Add Selection
- You can continue to add services or close the window to return to the sample grid and select new samples/move on.



The screenshot shows a 'Select services' modal window. At the top, there are 'Browse' and 'Search' tabs. The 'Search by Test' section contains a 'Test Code: (2 Digit Minimum)' input field with '6006' entered, and a 'Search' button (callout 1). Below this is a table with columns: Category, Profile/Addon, Test Code, and an empty column. The first row shows 'Chemistry', 'Comprehensive Chemistry 6006', and '6006-UC'. A 'Select' button is in the empty column (callout 2). At the bottom of the modal is a 'Close' button (callout 3). Below the modal, there are three buttons: 'Cancel and Exit', 'Save and Exit', and 'Order/Billing Details »'.

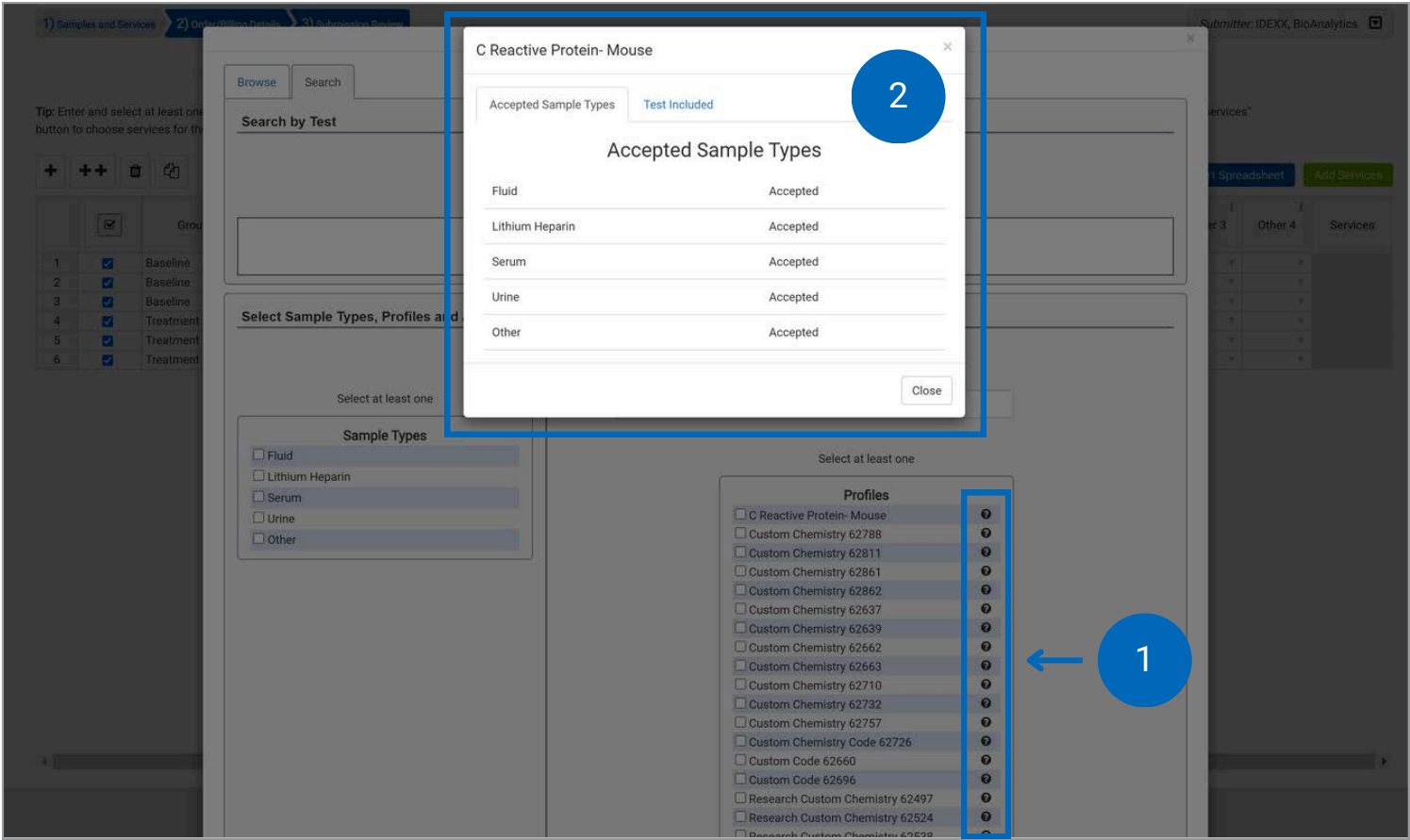
Category	Profile/Addon	Test Code	
Chemistry	Comprehensive Chemistry 6006	6006-UC	Select



7c

## Service selection

- Click on the button beside a service to learn more including accepted sample type and the tests or assays included.
- This will show you sample type information and services included.



7d

Review services

- You can review and edit your services from the sample grid.
- Click on the service category name in the right-hand column for more detailed information.
- Click the badge above the sample grid next to Added Services (View/Edit/Delete) to see all of the services for that category and remove it from all the samples the service is assigned to.
- Once all your samples are added and assigned the services needed, continue to Order/Billing Details.

1) Samples and Services2) Order/Billing Details3) Submission Review

Submitter: IDEXX, BioAnalytics

### Samples and Services

**Tip:** Enter and select at least one sample below that you'd like to apply a service (or a group of services) to. You may select multiple samples if the selected services will apply to multiple samples. After selecting, click the "Add Services" button to choose services for those samples. Repeat as necessary for other samples. Service combinations. Submissions are limited to a maximum of 500 samples.

Added Services (View/Edit/Delete) **Chemistry**

8

Add Order/Billing Details

- Please fill all required fields marked with an asterisk.
- Please ensure your Bill-to address is included and is correct.
- Enter submission details including study ID, purchase order numbers (POs), special instructions, quote number, etc.
- Continue by clicking the Submission Review button.

1) Samples and Services2) Order/Billing Details3) Submission Review

Submitter: IDEXX, BioAnalytics

Order/Billing Details

Order Details

Payment Info

Payment Type\*

Enter PO Number

Purchase Order\*

Quote Number<sup>i</sup>

Study Director<sup>i</sup>

Send Invoice/Charges To<sup>i</sup>

IDEXX Intercompany Billing

4011 Discovery Drive

Columbia, MO 65201

US

Edit Billing Info

Shipping Info

Ship Date\*<sup>i</sup>

17-Dec-24

Ship to Lab\*<sup>i</sup>

West Sacramento, California

Carrier Type<sup>i</sup>

Case Info

Study ID<sup>i</sup>

Submission Name<sup>i</sup>

Separate case for each animal (i.e., patient records)? If No is selected, all results will display on the same report.\*<sup>i</sup>

☐ Yes

☒ No

Dilute short samples?\*<sup>i</sup>

☐ Yes

☐ No

Are you aware of any potential human health hazards, including radioactivity, associated with these samples?<sup>i</sup>

☐ Yes

☒ No

Special Test Instructions<sup>i</sup>

« Samples and Services

Cancel and Exit

Save and Exit

Submission Review »

9

# Submission review

- This screen provides a final overview of your submission
- If everything is correct, click Submit to complete your order.
- If anything needs to be adjusted, you can edit by clicking Order/Billing Details.
- If you want to continue later, click Save and Exit.
  - You can resume this case from the Order History menu.

1) Samples and Services2) Order/Billing Details3) Submission Review

Submitter: IDEXX, BioAnalytics

Submission Review

Please review the following information before confirming your order. If anything is incorrect, please go back to a previous step and fix before submitting.

Submit

IDEXX BioAnalytics

IDEXX

Case Submission Packing Slip

Send Report To:  
IDEXX, BioAnalytics  
ME 04092 United States  
BioAnalyticalIDEXX@idexx.com.invalid

Bill To:  
IDEXX Intercompany Billing  
4011 Discovery Drive  
Columbia, MO 65201 US

Shipping Date: 12/17/2024  
Ship to Lab: West Sacramento, California  
Species: mouse  
Facility: ALL  
Services Requested: Comprehensive Chemistry 6006,C Reactive Protein- Mouse  
Comments:  
Special Test Instructions:

Purchase Order: 123456  
Quote Number:  
Total # of Animal IDs: 6  
Separate Cases: No  
Infectious Agent / Health Hazards:  
Dilute Short Samples: No  
Additional Sample Information:

	Group ID		Species	Collection Date	Other 1	Sample	Services
1	Baseline	A1	mouse	31-Dec-24	TP1	Fluid	Chemistry: Comprehensive Chemistry 6006   C Reactive Protein- Mouse
2	Baseline	A2	mouse	31-Dec-24	TP1	Fluid	Chemistry: C Reactive Protein- Mouse   Comprehensive Chemistry 6006
3	Baseline	A3	mouse	31-Dec-24	TP1	Fluid	Chemistry: Comprehensive Chemistry 6006   C Reactive Protein- Mouse
4	Treatment	B1	mouse	31-Dec-24	TP1	Fluid	Chemistry: C Reactive Protein- Mouse   Comprehensive
5	Treatment						Chemistry: Comprehensive Chemistry 6006   C Reactive Protein-

« Order/Billing Details

Cancel and Exit

Save and Exit

Submit

10

# Order Confirmation

- Once you click Submit you will receive an Order Confirmation Number.
- Please view and print your case submission packing slip. Include a copy of the packing slip inside the box with your samples.
- For any changes after you have received an order confirmation, please contact us at [idxxbioanalytics@idexx.com](mailto:idxxbioanalytics@idexx.com) to modify your submission.

1) Samples and Services2) Order/Billing Details3) Submission Review

Submitter: IDEXX, BioAnalytics

Submission Review

Order Confirmation Number: 241217-1229-G

Your order has been submitted! Please use the "View" button to print out your order summary and include it with your shipment. This PDF has also been emailed to you (please allow up to 15 minutes for delivery). Please follow the shipping and sample instructions available [here](#).

View

(Using the "View" button will open a pdf in a new window that you can use to print or save.)

IDEXX BioAnalytics

IDEXX

3

Case Submission Packing Slip

Order Confirmation Number: 241217-1229-G

Send Report To:  
IDEXX, BioAnalytics  
ME 04092 United States  
BioAnalyticslIDEXX@idexx.com.invalid

Bill To:  
IDEXX Intercompany Billing  
4011 Discovery Drive  
Columbia, MO 65201 US

Shipping Date: 12/17/2024  
Ship to Lab: West Sacramento, California  
Species: mouse  
Facility: ALL  
Services Requested: Comprehensive Chemistry 6006,C Reactive Protein- Mouse  
Comments:  
Special Test Instructions:

Purchase Order: 123456  
Quote Number:  
Total # of Animal IDs: 6  
Separate Cases: No  
Infectious Agent / Health Hazards:  
Dilute Short Samples: No  
Additional Sample Information:

	Group ID	Animal ID	Species	Collection Date	Other 1	Sample Types and Services
1	Baseline	A1	mouse	31-Dec-24	TP1	Fluid Chemistry: Comprehensive Chemistry 6006   C Reactive Protein-Mouse



11

## Using templates and clones

- Click Order History in the navigation bar.
- Determine which submission template you want to clone.
- Click Clone button to create a new submission with pre-populated sample and service data from the original template.

*Hint: Templates can be created to provide a simple 3-Click method to set up submissions that occur repeatedly, whether weekly, monthly, quarterly, etc. Templates can be named based on user's preference.*

IDEXX BioAnalytics

IDEXX BioAnalytics Client Portal

View your order history

Conveniently view a summary of your order history, gathering valuable insights into your account activity. Need to change an order? Please submit a [Change Request](#) form.

Currently viewing order history for: IDEXX, BioAnalytics - ALL

Show From: Last 90 Days Filter By Status: All Only Show Named Submissions

Place an Order

		Submission Name	Status	Confirmation No.	Last Changed	Service Count	Sample Count	Shipping Date	Submitter	Case Numbers	Created By	Submission Created Date	
	Clone	...	Submitted	250403-0242-U	04/03/2025	1	1	04/03/2025	BioAnalytics IDEXX		BioAnalytics IDEXX	04/03/2025	
Continue	Clone	...	Incomplete		03/20/2025	0	0		BioAnalytics IDEXX		BioAnalytics IDEXX	03/20/2025	Delete
Continue	Clone	...	Incomplete		03/20/2025	1	18	03/20/2025	BioAnalytics IDEXX		BioAnalytics IDEXX	03/20/2025	Delete
Continue	Clone	...	Incomplete		03/19/2025	1	1		BioAnalytics IDEXX		BioAnalytics IDEXX	03/19/2025	Delete
Continue	Clone	...	Incomplete		03/18/2025	0	1		BioAnalytics IDEXX		BioAnalytics IDEXX	03/18/2025	Delete
Continue	Clone	...	Incomplete		03/14/2025	3	1		BioAnalytics IDEXX		BioAnalytics IDEXX	03/14/2025	Delete
Continue	Clone	...	Incomplete		03/07/2025	0	1		BioAnalytics IDEXX		BioAnalytics IDEXX	03/07/2025	Delete
Continue	Clone	...	Incomplete		03/07/2025	0	1		BioAnalytics IDEXX		BioAnalytics IDEXX	03/07/2025	Delete
Continue	Clone	...	Incomplete		03/04/2025	2	1		BioAnalytics IDEXX		BioAnalytics IDEXX	03/04/2025	Delete
Continue	Clone	...	Incomplete		03/04/2025	2	1	03/04/2025	BioAnalytics IDEXX		BioAnalytics IDEXX	03/04/2025	Delete
Continue	Clone	...	Incomplete		03/04/2025	3	2		BioAnalytics IDEXX		BioAnalytics IDEXX	03/04/2025	Delete
Continue	Clone	...	Incomplete		03/04/2025	2	1		BioAnalytics IDEXX		BioAnalytics IDEXX	03/04/2025	Delete


1

## Place an order

- Select Place an Order on your dashboard or from the navigation bar to start a new case submission.

1

IDEXX BioAnalytics

BioAnalytics IDEXX  
IDEXX BioAnalytics  Sign out

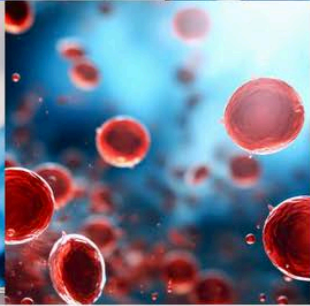



IDEXX BioAnalytics Client Portal

### Welcome BioAnalytics to your IDEXX BioAnalytics Dashboard

Easily submit test requests, such as blood chemistry profiles and hematology tests, securely and efficiently, streamlining the process to reduce administrative burdens. This portal allows you to easily track the status of your submissions, receive electronic reports, and access a comprehensive view of your order history.

1

Place an Order



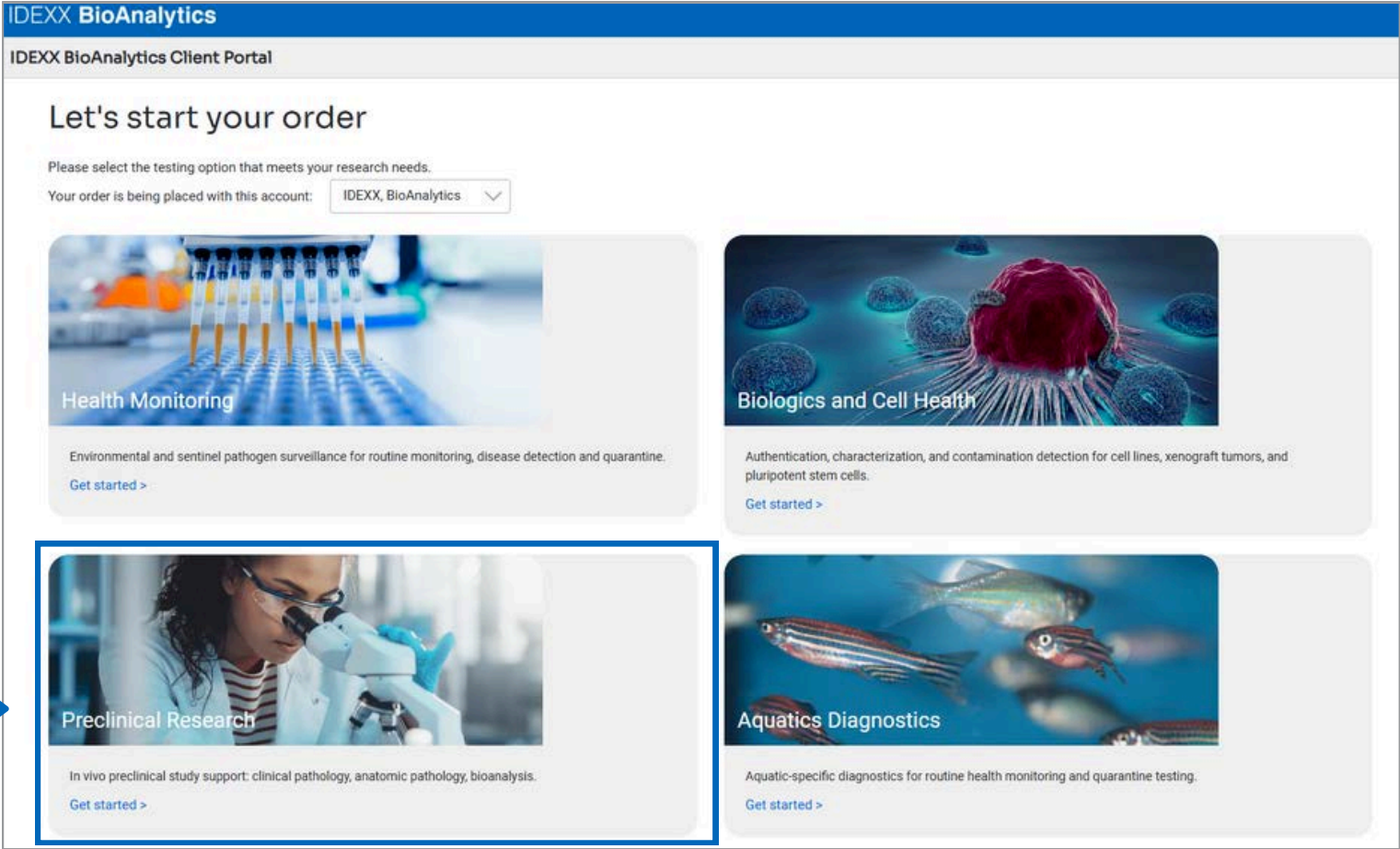
2

# Service type selection

Select a submission type to begin:


- **Preclinical Research**
  - Preclinical or non-clinical studies and large animal diagnostics
  - Histology and Anatomic Pathology


1





3


Tool palette


- 


 Add a single row
- 


 Add multiple rows
- 


 Trash can / delete
- 

 Duplicate a row
- 

 Fill down a column
- 

 Sequential number fill
- 

 Undo
- 

 Dictionary
- 

 Full page view










The [i](#) link in the column headers provides additional glossary information.


1) Samples and Services2) Order/Billing Details3) Submission Review


Submitter: IDEXX, BioAnalytics



### Samples and Services

Tip: Enter and select at least one sample below that you'd like to apply a service (or a group of services) to. You may select multiple samples if the selected services will apply to multiple samples. After selecting, click the "Add Services" button to choose services for those samples. Repeat as necessary for other samples and service combinations. Submissions are limited to a maximum of 500 samples.







		Group ID	Animal ID <a href="#">i</a>	Species* <a href="#">i</a>	Approx Date of Birth (DD-MMM-YY) <a href="#">i</a>	Collection Date (DD-MMM-YY)* <a href="#">i</a>	Breed <a href="#">i</a>	Strain <a href="#">i</a>	Sex <a href="#">i</a>	Timepoint <a href="#">i</a>	Source <a href="#">i</a>	Other 1 <a href="#">i</a>	Other 2 <a href="#">i</a>	Other 3 <a href="#">i</a>	Other 4 <a href="#">i</a>	Services <a href="#">i</a>
1																

Cancel and Exit

Save and Exit

Order/Billing Details >

4

## Option 1: Copy and paste or manually type data

- Enter each animal as one line regardless of number of tissues per animal. Add any other sample information you need to identify your samples.
- Columns marked with an asterisk are required. Other columns are optional.
- The most used demographic columns are:
  - Group ID
  - Animal ID\*
  - Species\*
  - Collection Date\*
  - Timepoint (*appears on PDF reports but not on Excel or CSV outputs*)

IDEXX BioAnalytics

BioAnalytics IDEXX  
IDEXX BioAnalytics

Sign out

IDEXX BioAnalytics Client Portal

1) Samples and Services2) Order/Billing Details3) Submission Review

Submitter: IDEXX, BioAnalytics

Samples and Services

Tip: Enter and select at least one sample below that you'd like to apply a service (or a group of services) to. You may select multiple samples if the selected services will apply to multiple samples. After selecting, click the "Add Services" button to choose services for those samples. Repeat as necessary for other samples and service combinations. Submissions are limited to a maximum of 500 samples.

+

++

🗑️

📄

📊

🔄

📁

🖨️

Import Spreadsheet

Add Services

	<div><div>Client Sample ID*</div></div>	<div><div>Species*</div></div>	<div><div>Addl ID</div></div>	<div><div>Investigator</div></div>	<div><div>Building</div></div>	<div><div>Area</div></div>	<div><div>Room</div></div>	<div><div>Rack</div></div>	<div><div>Strain</div></div>	<div><div>Sex</div></div>	<div><div>Approx Date of Birth (DD-MMM-YY)</div></div>	<div><div>Date Animal Placed (DD-MMM-YY)</div></div>	<div><div>Other 1</div></div>	<div><div>Other 2</div></div>	<div><div>Other 3</div></div>	<div><div>Other 4</div></div>	<div><div>Services</div></div>
1	<input type="checkbox"/>																

1

Cancel and Exit

Save and Exit

Order/Billing Details »



## Option 2: Import spreadsheet data

- A blank spreadsheet template is available in the pop-out window once you click Import Spreadsheet.
- Customize Other column headers.
- Upload data for a quick and easy submission.

op-out

1) Samples and Services 2) Order/Billing Details 3) Submission Review

Submitter: IDEXX, BioAnalytics

## Samples and Services

### Import Spreadsheet

Note: Only import from the provided spreadsheet template on this page, do not use custom spreadsheet formats. Submissions are limited to a maximum of 500 samples.

[Download Spreadsheet Template](#)

No file chosen

In the fields below you may tell us what you would like the column headers on your report to be called.

Other Column 1  
Other 1

Other Column 2  
Other 2

Other Column 3  
Other 3

Other Column 4  
Other 4

Approximate Date of Birth (DD-MMM-YY)	Date Animal Placed (DD-MMM-YY)	Other 1	Other 2	Other 3	Other 4	Services

Cancel and Exit Save and Exit Order/Billing Details »

6

# Error checking and Dictionary

- As you enter sample information, you might notice our embedded error checking.
- This feature prompts you with dropdown options and highlights new entries not found in the Dictionary.
- To remove the highlights and add a new entry to the Dictionary, select the cell(s) or column(s) and click the Dictionary icon. Confirm by clicking Add to Dictionary.

1) Samples and Services
2) Order/Billing Details
3) Submission Review

Submitter: IDEXX, BioAnalytics 📄

## Samples and Services

**Tip:** Enter and select at least one sample below that you'd like to apply a service (or a group of samples). After selecting, click the "Add Services" button to choose services for those samples to a maximum of 500 samples.

+ + +
🗑️
📄
↕
↕
↺
📁
📁

Import Spreadsheet
Add Services

	<input type="checkbox"/>	Group ID	Animal ID*	Species*	Approx Date of Birth (DD-MMM-YY)	Collection Date (DD-MMM-YY)*	Breed	Strain	Sex	Timepoint	Source	Other 1	Other 2	Other 3	Other 4	Services
1	<input checked="" type="checkbox"/>	Baseline	A1	mouse		31-Dec-24						TP1				
2	<input checked="" type="checkbox"/>	Baseline	A2	mouse		31-Dec-24						TP1				
3	<input checked="" type="checkbox"/>	Baseline	A3	mouse		31-Dec-24						TP1				
4	<input checked="" type="checkbox"/>	Treatment	B1	mouse		31-Dec-24						TP1				
5	<input checked="" type="checkbox"/>	Treatment	B2	mouse		31-Dec-24						TP1				
6	<input checked="" type="checkbox"/>	Unknown	B3	mouse								ABC				

1

Confirm

You are about to add the following values to your dictionary. If you see a value you don't wish to add, please close this confirmation and make the necessary changes.

Other 1: ABC

Add to Dictionary

2

Cancel and Exit
Save and Exit
Order/Billing Details »

## Add services

- Select samples to which services will be added. To select all, click in the checkbox at the top of the column.
- Check the box next to a sample to select it and click Add Services.

1) Samples and Services

2) Order/Billing Details

3) Submission Review

Submitter: IDEXX, BioAnalytics

## Samples and Services

**Tip:** Enter and select at least one sample below that you'd like to apply a service (or a group of services) to. You may select multiple samples if the selected services will apply to multiple samples. After selecting, click the "Add Services" button to choose services for those samples. Repeat as necessary for other samples and service combinations. Submissions are limited to a maximum of 500 samples.

+

++

🗑️

📄

↕

↕<sub>9</sub>

↺

📄

📁

Import Spreadsheet

Add Services

	<input type="checkbox"/>	Group ID	Animal ID*	Species*	Approx Date of Birth (DD-MMM-YY)	Collection Date (DD-MMM-YY)*	Breed	Strain	Sex	Timepoint	Source	Other 1	Other 2	Other 3	Other 4	Services
1	<input checked="" type="checkbox"/>	Baseline	A1	mouse		31-Dec-24						TP1				
2	<input checked="" type="checkbox"/>	Baseline		mouse		31-Dec-24						TP1				
3	<input checked="" type="checkbox"/>	Baseline		mouse		31-Dec-24						TP1				
4	<input checked="" type="checkbox"/>	Treatment		mouse		31-Dec-24						TP1				
5	<input checked="" type="checkbox"/>	Treatment	B2	mouse		31-Dec-24						TP1				
6	<input checked="" type="checkbox"/>	Treatment	B3	mouse		31-Dec-24						TP1				

Cancel and Exit

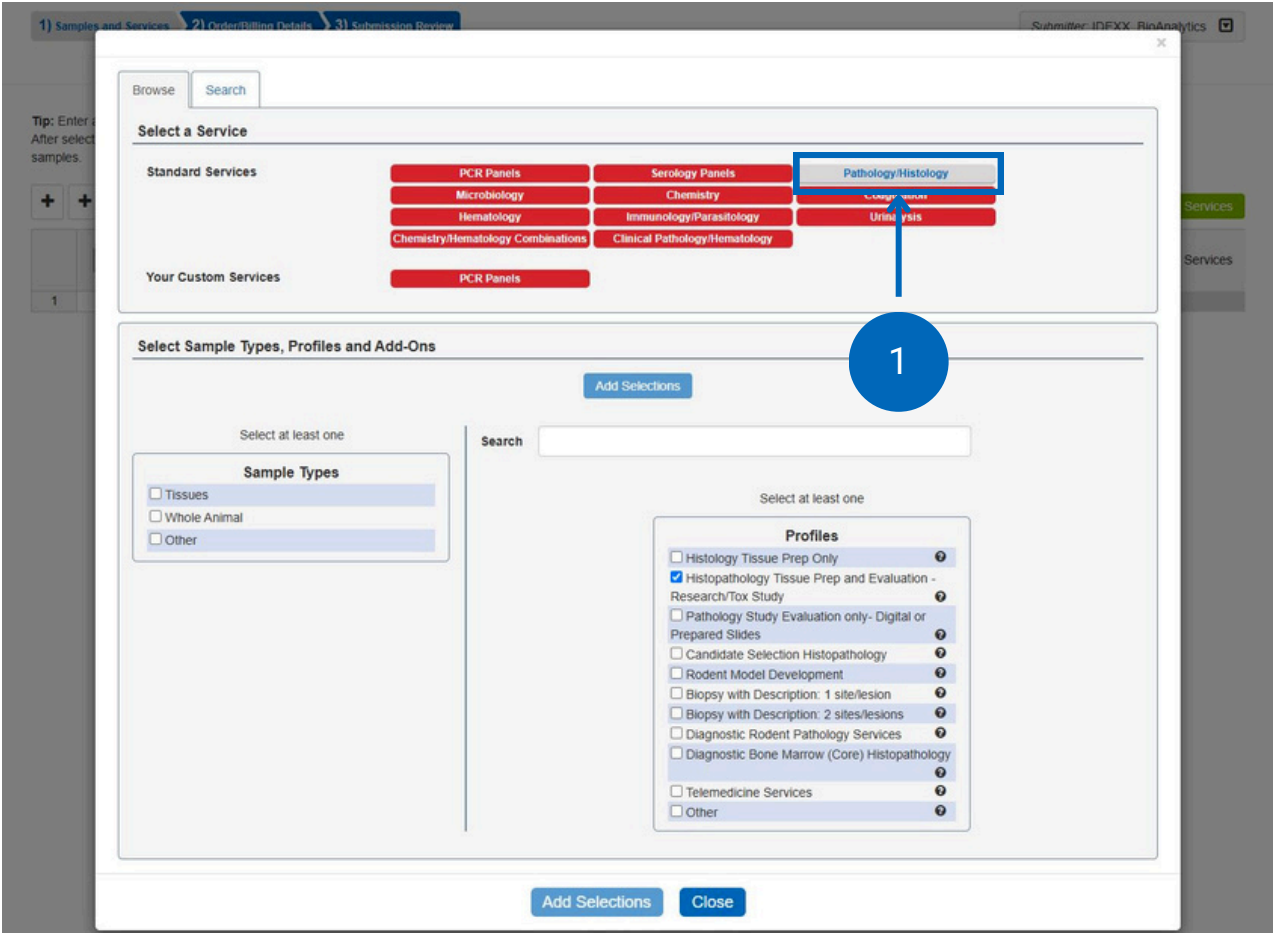
Save and Exit

Order/Billing Details »

7b

# Select services

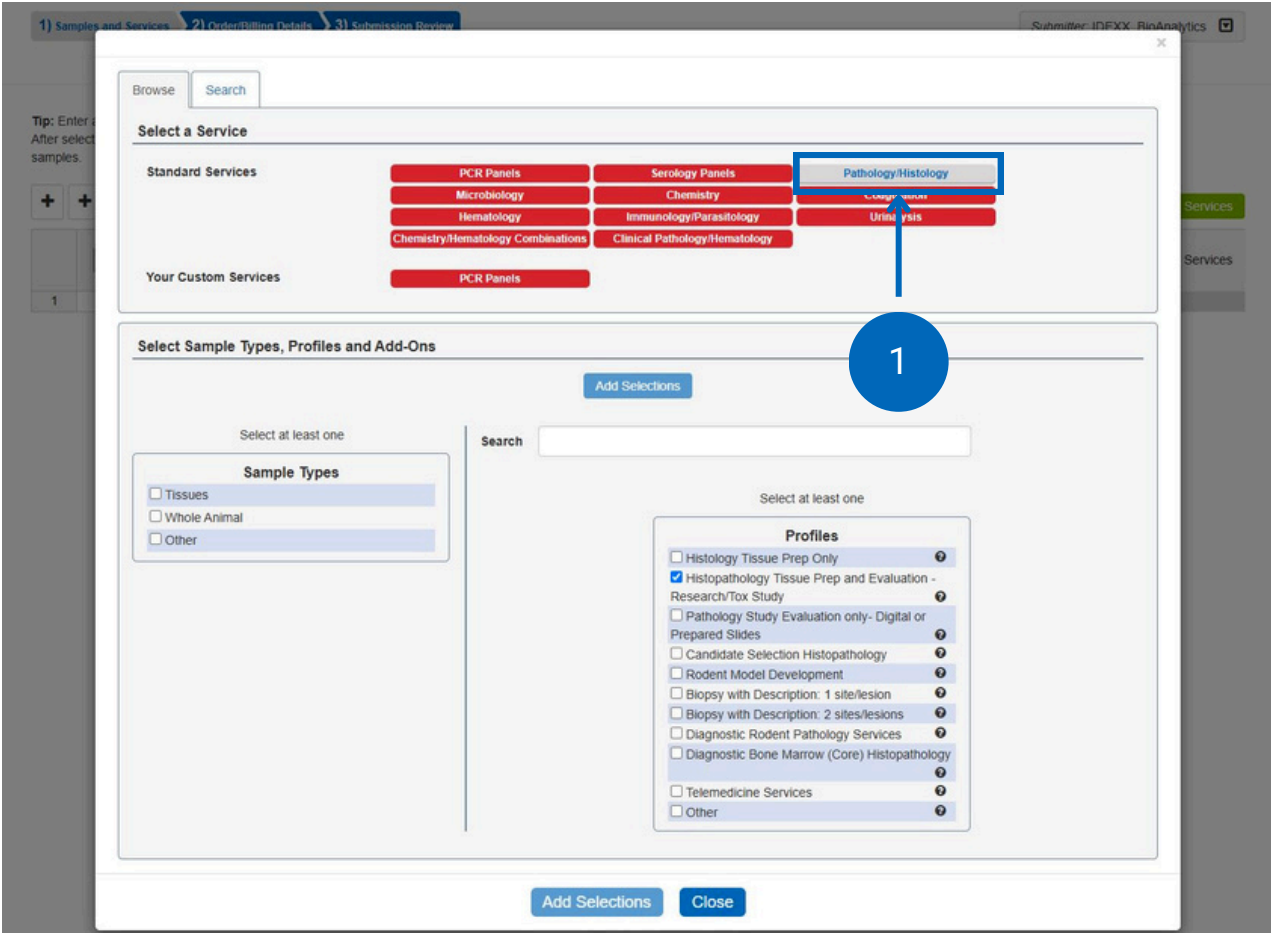
- Click the Browse tab and select the Pathology/ Histology service tile. Service options are:
  - Histology Tissue Prep Only:** Preparation of tissues for slides only with no pathologist evaluation.
  - Histopathology Tissue Prep and Evaluation - Research/Tox Study:** Submission of a group of animals on a study. Prior to submission, please speak with an account manager to ensure our team is ready to support your study. Submissions can be for histology and evaluation.
  - Pathology Study Evaluation Only - Digital or Prepared Slides:** Pathologist review and interpretative report of slides prepared at a different histology laboratory for a research or toxicologic study.



7b

# Select services (cont.)

- **Candidate Selection Histopathology:** Preparation of limited tissues and semiquantitative evaluation.
- **Rodent Model Development:** Histology preparation and pathologist review of rodent model phenotypes.
- **Diagnostic Pathology Services:** Specific service names vary slightly based on species submitted.

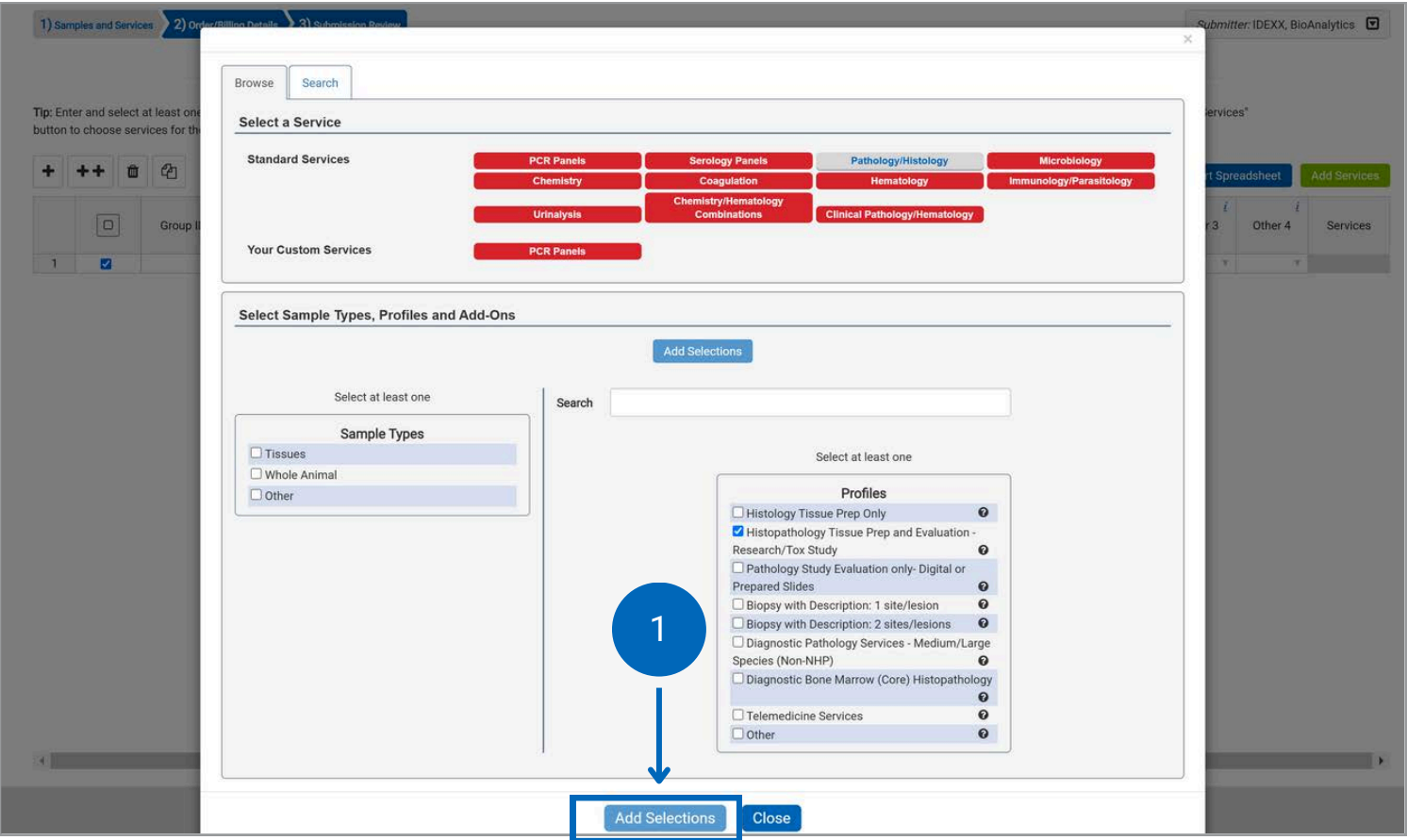




7c

## Service selection

- To add a service:
  - Select your Profile(s) or Service
  - Choose your Sample Type
  - Click Add Selections
- You can continue to add services or close the window to return to the sample grid and select new samples/move on.



7d

Review services

- You can review and edit your services from the sample grid.
- Click on the service category name in the right-hand column for more detailed information.
- Click the badge above the sample grid next to Added Services (View/Edit/Delete) to see all of the services for that category and remove it from all the samples the service is assigned to.
- Once all your samples are added and assigned the services needed, continue to Order/Billing Details.

1 Samples and Services2 Order/Billing Details3 Submission Review

Submitter: IDEXX BioAnalytics

### Samples and Services

Tip: Enter and select at least one sample below that you'd like to apply a service (or a group of services) to. You may select multiple samples if the selected services will apply to multiple samples. After selecting, click the "Add Services" button to choose services for those samples. Repeat as necessary for other samples and combinations. Submissions are limited to a maximum of 500 samples.

Added Services (View/Edit/Delete) Pathology/Histology

+

++

✖

📄

⬆

⬇

↺

📄

📱

	Group ID	Animal ID*	Species	Annotations	Collection	Other 2	Other 3	Other 4	Services
1		Treatment	mouse						Pathology/Histology

Import SpreadsheetAdd Services

Pathology/Histology Profiles for Submission

Profile	Sample Type	Affected Specimen Count	
Histology Tissue Prep Only	Tissues (Liver)	1	Delete

1

2

3

4

Cancel and Exit

Save and Exit

Order/Billing Details »

8a

## Add Order/Billing Details

- Please fill all required fields marked with an asterisk.
- Please ensure your Bill-to address is included and is correct.
- A submission name can be added for your convenience. This name will not appear on any reports but will appear with the submission under the Order History tab of the portal.
- Select No for the separate case and dilution questions. These are options for the clinical pathology services offered through Preclinical testing.
- Please answer the potential human biohazard question.

1) Samples and Services2) Order/Billing Details3) Submission Review

Submitter: IDEXX, BioAnalytics

Order/Billing Details

Order Details

Payment Info

Payment Type\*

Enter PO Number

Purchase Order\*

Quote Number<sup>i</sup>

Study Director<sup>i</sup>

Send Invoice/Charges To<sup>i</sup>

IDEXX Intercompany Billing

4011 Discovery Drive

Columbia, MO 65201

US

Edit Billing Info

Shipping Info

Ship Date\*<sup>i</sup>

17-Dec-24

Ship to Lab\*<sup>i</sup>

West Sacramento, California

Carrier Type<sup>i</sup>

Case Info

Study ID<sup>i</sup>

Submission Name<sup>i</sup>

Separate case for each animal (i.e., patient records)? If No is selected, all results will display on the same report.\*<sup>i</sup>

☐ Yes

☒ No

Dilute short samples?\*<sup>i</sup>

☐ Yes

☐ No

Are you aware of any potential human health hazards, including radioactivity, associated with these samples?<sup>i</sup>

☐ Yes

☒ No

Special Test Instructions<sup>i</sup>

« Samples and Services

Cancel and Exit

Save and Exit

Submission Review »

8b

## Add Order/Billing Details

- In the Special service Instructions box, please enter:
  - **For submissions with Histology:** The number of sections per slide, specific micrometer parameters for sectioning, if step or serial sections are needed, special stains requested, etc.
  - **For diagnostic Histopathology:** Clinical history, if digital photography is requested, and what expectations should be met (e.g. one photo per tissue, only of select findings, annotations).
  - **For Rodent Model Development:** Indicate what traits/tissue changes should be present for the pathologist to investigate.
  - **For Research and Toxicological Pathology and Candidate Selection Histopathology submissions:**
    - Indicate which pathologist you consulted with or if you would like a pathologist consultation prior to evaluation
    - If digital photography is requested and what expectations should be met (one photo per tissue, only of select findings, annotations, etc.)
    - What type of evaluation parameters are required for research and toxicological pathology
    - Standard scoring (0-4 with 0 = no lesions, 1 = minimal, 2 = mild, 3 = moderate, 4 = marked) will be used unless otherwise requested. If a specialized scoring method is needed, please email our Client Support Services team at [idxxbioanalytics@idexx.com](mailto:idxxbioanalytics@idexx.com).

8c

# Add Order/Billing Details

- In the Additional Comments section, please enter:
  - **For all submission types:** List any specific goals or needed details that have not been captured elsewhere
  - **For Research and Toxicological Pathology submissions:** Any applicable study details. Please note a protocol should be supplied prior to submission. Please contact [idxxbioanalytics@idexx.com](mailto:idxxbioanalytics@idexx.com) if you have not provided one prior to submission.
- Continue by clicking the Submission Review button.

1) Samples and Services2) Order/Billing Details3) Submission Review

Submitter: IDEXX, BioAnalytics

Order/Billing Details

Order Details

Payment Info

Payment Type\*<sup>i</sup>

Enter PO Number

▼

Purchase Order\*<sup>i</sup>

Quote Number<sup>i</sup>

Study Director<sup>i</sup>

▼

Send Invoice/Charges To<sup>i</sup>

IDEXX Intercompany Billing

4011 Discovery Drive

Columbia, MO 65201

US

Edit Billing Info

Shipping Info

Ship Date\*<sup>i</sup>

17-Dec-24

Ship to Lab\*<sup>i</sup>

West Sacramento, California

▼

Carrier Type<sup>i</sup>

▼

Case Info

Study ID<sup>i</sup>

Submission Name<sup>i</sup>

Separate case for each animal (i.e., patient records)? If No is selected, all results will display on the same report.\*<sup>i</sup>

☐ Yes

☒ No

Dilute short samples?\*<sup>i</sup>

☐ Yes

☒ No

Are you aware of any potential human health hazards, including radioactivity, associated with these samples?<sup>i</sup>

☐ Yes

☒ No

Special Test Instructions<sup>i</sup>

« Samples and Services

Cancel and Exit

Save and Exit

Submission Review »

1



9

# Submission review

- This screen provides a final overview of your submission.
- If everything is correct, click Submit to complete your order.
- If anything needs to be adjusted, you can edit by clicking Order/Billing Details.
- If you want to continue later, click Save and Exit.
  - You can resume this case from the Order History menu.

1) Samples and Services2) Order/Billing Details3) Submission Review

Submitter: IDEXX, BioAnalytics

### Submission Review

Please review the following information before confirming your order. If anything is incorrect, please go back to a previous step and fix before submitting.

Submit

IDEXX BioAnalytics

IDEXX

#### Case Submission Packing Slip

Send Report To:  
IDEXX, BioAnalytics  
ME 04092 United States  
BioAnalyticalIDEXX@idexx.com.invalid

Shipping Date: 12/17/2024  
Ship to Lab: West Sacramento, California  
Species: mouse  
Facility: ALL  
Services Requested: Comprehensive Chemistry 6006,C Reactive Protein- Mouse  
Comments:  
Special Test Instructions:

Bill To:  
IDEXX Intercompany Billing  
4011 Discovery Drive  
Columbia, MO 65201 US

Purchase Order: 123456  
Quote Number:  
Total # of Animal IDs: 6  
Separate Cases: No  
Infectious Agent / Health Hazards:  
Dilute Short Samples: No  
Additional Sample Information:

	Group ID		Species	Collection Date	Other 1	Sample	Services
1	Baseline	A1	mouse	31-Dec-24	TP1	Fluid	Chemistry: Comprehensive Chemistry 6006   C Reactive Protein- Mouse
2	Baseline	A2	mouse	31-Dec-24	TP1	Fluid	Chemistry: C Reactive Protein- Mouse   Comprehensive Chemistry 6006
3	Baseline	A3	mouse	31-Dec-24	TP1	Fluid	Chemistry: Comprehensive Chemistry 6006   C Reactive Protein- Mouse
4	Treatment	B1	mouse	31-Dec-24	TP1	Fluid	Chemistry: C Reactive Protein- Mouse   Comprehensive
5	Treatment						Chemistry: Comprehensive Chemistry 6006   C Reactive Protein-

« Order/Billing Details

Cancel and Exit

Save and Exit

Submit

10

# Order Confirmation

- Once you click Submit you will receive an Order Confirmation Number.
- Please view and print your case submission packing slip. Include a copy of the packing slip inside the box with your samples.
- For any changes after you have received an order confirmation, please contact us at [idxxbioanalytics@idexx.com](mailto:idxxbioanalytics@idexx.com) to modify your submission.

1) Samples and Services

2) Order/Billing Details

3) Submission Review

Submitter: IDEXX, BioAnalytics

### Submission Review

Order Confirmation Number: 241217-1229-G

Your order has been submitted! Please use the "View" button to print out your order summary and include it with your shipment. This PDF has also been emailed to you (please allow up to 15 minutes for delivery). Please follow the shipping and sample instructions available [here](#).

View

(Using the "View" button will open a pdf in a new window that you can use to print or save.)

IDEXX BioAnalytics

IDEXX

#### Case Submission Packing Slip

Order Confirmation Number: 241217-1229-G

**Send Report To:**  
IDEXX, BioAnalytics  
ME 04092 United States  
BioAnalyticslIDEXX@idexx.com.invalid

**Bill To:**  
IDEXX Intercompany Billing  
4011 Discovery Drive  
Columbia, MO 65201 US

**Shipping Date:** 12/17/2024  
**Ship to Lab:** West Sacramento, California  
**Species:** mouse  
**Facility:** ALL  
**Services Requested:** Comprehensive Chemistry 6006,C Reactive Protein- Mouse  
**Comments:**  
**Special Test Instructions:**

**Purchase Order:** 123456  
**Quote Number:**  
**Total # of Animal IDs:** 6  
**Separate Cases:** No  
**Infectious Agent / Health Hazards:**  
**Dilute Short Samples:** No  
**Additional Sample Information:**

	Group ID	Animal ID	Species	Collection Date	Other 1	Sample Types and Services
1	Baseline	A1	mouse	31-Dec-24	TP1	Fluid Chemistry: Comprehensive Chemistry 6006   C Reactive Protein-Mouse

11

# Using templates and clones

- Click Order History in the navigation bar.
- Determine which submission template you want to clone.
- Click Clone button to create a new submission with pre-populated sample and service data from the original template.

Hint: Templates can be created to provide a simple 3-Click method to set up submissions that occur repeatedly, whether weekly, monthly, quarterly, etc. Templates can be named based on user’s preference.

IDEXX BioAnalytics

IDEXX BioAnalytics Client Portal

View your order history

Conveniently view a summary of your order history, gathering valuable insights into your account activity. Need to change an order? Please submit a [Change Request](#) form.

Currently viewing order history for: IDEXX, BioAnalytics - ALL

Show From: Last 90 Days Filter By Status: All Only Show Named Submissions

Place an Order

		Submission Name	Status	Confirmation No.	Last Changed	Service Count	Sample Count	Shipping Date	Submitter	Case Numbers	Created By	Submission Created Date	
	Clone	...	Submitted	250403-0242-U	04/03/2025	1	1	04/03/2025	BioAnalytics IDEXX		BioAnalytics IDEXX	04/03/2025	
Continue	Clone	...	Incomplete		03/20/2025	0	0		BioAnalytics IDEXX		BioAnalytics IDEXX	03/20/2025	Delete
Continue	Clone	...	Incomplete		03/20/2025	1	18	03/20/2025	BioAnalytics IDEXX		BioAnalytics IDEXX	03/20/2025	Delete
Continue	Clone	...	Incomplete		03/19/2025	1	1		BioAnalytics IDEXX		BioAnalytics IDEXX	03/19/2025	Delete
Continue	Clone	...	Incomplete		03/18/2025	0	1		BioAnalytics IDEXX		BioAnalytics IDEXX	03/18/2025	Delete
Continue	Clone	...	Incomplete		03/14/2025	3	1		BioAnalytics IDEXX		BioAnalytics IDEXX	03/14/2025	Delete
Continue	Clone	...	Incomplete		03/07/2025	0	1		BioAnalytics IDEXX		BioAnalytics IDEXX	03/07/2025	Delete
Continue	Clone	...	Incomplete		03/07/2025	0	1		BioAnalytics IDEXX		BioAnalytics IDEXX	03/07/2025	Delete
Continue	Clone	...	Incomplete		03/04/2025	2	1		BioAnalytics IDEXX		BioAnalytics IDEXX	03/04/2025	Delete
Continue	Clone	...	Incomplete		03/04/2025	2	1	03/04/2025	BioAnalytics IDEXX		BioAnalytics IDEXX	03/04/2025	Delete
Continue	Clone	...	Incomplete		03/04/2025	3	2		BioAnalytics IDEXX		BioAnalytics IDEXX	03/04/2025	Delete
Continue	Clone	...	Incomplete		03/04/2025	2	1		BioAnalytics IDEXX		BioAnalytics IDEXX	03/04/2025	Delete



# IDEXX BioAnalytics



## CONTACT OUR TEAM OF EXPERTS

### Client Support Services

Phone: 800-669-0825

Email: [idxxbioanalytics@idexx.com](mailto:idxxbioanalytics@idexx.com)



## NORTH AMERICA LAB LOCATIONS

4011 Discovery Drive  
Columbia, MO 65201

One IDEXX Drive  
Westbrook, ME 04092

3 Centennial Drive  
North Grafton, MA 01536

2825 KOVR Drive  
West Sacramento, CA 95605

